

**Analysis of the Health Care System of the Lake Pátzcuaro Basin  
With Particular Reference to Maternal and Women's Health  
May, 2010**

Richard Ferguson  
with  
Mujeres Aliadas

### **Acknowledgements**

This analysis was conducted and written by Richard Ferguson with the assistance of Mujeres Aliadas. Support in the form of collection and review of background material, survey design and administration, data entry, and many fruitful discussions were provided by:

Mujeres Aliadas staff:

Brenda Madura, Executive Director  
Gabriela Mier Martínez, Assistant Director  
Jacoba de Jesús Hipolito, Outreach Coordinator and Instructor  
Margarita Ausensia Flores, Outreach Coordinator  
Veronica Pureco Farias, Outreach Coordinator

Student interns:

Meghan Byrne, University of Pittsburgh Graduate School of Public Health  
Leslie Farland, University of Chicago Undergraduate College  
Samia Farooqi, Northwestern University Feinberg School of Medicine  
Joanne Kim, Northwestern University Feinberg School of Medicine  
Katrina Saulrieta, Northwestern University Feinberg School of Medicine  
Jessie Wetherbe, University of Illinois Graduate School of Nursing

Some of the work was supported through a grant from Boeing Global Corporate Citizenship. The Adler School of Professional Psychology in Chicago, Illinois provided valuable assistance with respect to the mental health sections of the report.

Citation: Ferguson, Richard: “Analysis of the Health Care System of the Lake Pátzcuaro Basin”, May, 2010.

An electronic version of this document (English and Spanish versions) can be found at the Mujeres Aliadas websites: [www.mujeresaliadas.org](http://www.mujeresaliadas.org).

Address correspondence to:

Richard Ferguson  
La Valenciana 24  
Pátzcuaro, Michoacán, México 61600  
rmfergus@gmail.com

### Table of Contents

<b>Section</b>	<b>Topic</b>	<b>Page</b>
1	Introduction and Data Sources	4
2	The Study Area and the 22 Targeted Communities	5
3	Health Status Indicators	10
4	Health Insurance and Health Care Resources	12
5	Systemic Problems with the Current Health Care System	20
6	Recommendations for Enhancements to the System as it Currently Exists	22
7	Model for an Integrated System for Maternal and Women’s Health	24
A	Appendix A – Community Health Profiles	31
B	Appendix B – Health Facility Profiles	97
C	Appendix C – Results from the Mujeres Aliadas Birth Survey of 2009	120
D	Appendix D – Spanish-English Term Translation and Acronyms	125

### List of Tables

<b>Table</b>	<b>Description</b>	<b>Page</b>
2.1	Sociodemographic characteristics of the five municipios in the study area	5
2.2	The 22 targeted communities	7
2.3	Sociodemographic characteristics of the 22 targeted communities	8
3.1	Leading causes of death in 2005 for the five municipios combined	10
4.1	Distribution of type of health insurance in the study area	12
4.2	Health care facilities, by municipio and ownership type	15
4.3	Accessibility of health care services	16
4.4	Active traditional midwives by community	18

### Maps

<b>Map</b>	<b>Description</b>	<b>Page</b>
2.1	The communities around Lake Pátzcuaro	6
7.1	Proposed locations of the women’s centers and health centers with midwives	28

### Figures

<b>Figure</b>	<b>Description</b>	<b>Page</b>
7.1	Levels of care, activities and referral patterns in the integrated system	29
7.2	Diagram of the role of midwives in the proposed integrated system of maternal and women’s health	30

## **Section 1: Introduction and Data Sources**

### **Introduction**

This analysis of the health care system of the Lake Pátzcuaro basin in the Mexican state of Michoacán was conducted to assist Mujeres Aliadas (MA) in the design and implementation of maternal and women's health programs, to identify health care gaps, particularly in relation to maternal and women's health, and to make recommendations for enhancing the existing system. After describing the study area and the existing health care system, the analysis concludes with recommendations for improving and enhancing the system as it currently exists and with a description of a model for an integrated system for maternal and women's health.

### **Data Sources**

After reviewing available government data sources, it became clear early on that the analysis would need to be supplemented through primary data collection. As a result, MA designed and administered seven surveys to capture data on health insurance, availability and utilization of gynecological services, particularly for the detection of breast and cervical cancer, prenatal care and births, health care facilities and their utilization, nurses, traditional midwives, mental health, and women's attitudes toward the role that men play in their health care decisions.

Quantitative information was primarily obtained from the 2005 census of the population and the MA surveys, with occasional reference to other governmental data sources. In addition, some of the health status indicators were calculated based on data available on governmental websites, principally from Instituto Nacional de Salud Pública and Instituto Nacional de Estadística y Geografía (INEGI). Qualitative information was obtained through discussions with area women and health care institutions.

## **Section 2: The Study Area and the 22 Targeted Communities**

### **Description of the Study Area**

This analysis focuses on the communities that are a part of the four municipios that border Lake Pátzcuaro: Erongarícuaro, Pátzcuaro, Quiroga, and Tzintzuntzan. A fifth municipio, Huiramba, is also included for some of the analysis as it contains two of the 22 communities that MA is targeting for its 2009 activities. Municipios in México are similar to counties in the United States.

Most of the communities in this area would be considered rural and poor. Based on the 2005 census, populations of the communities range from about a few hundred to 5,000, with the exceptions being the cities of Pátzcuaro (pop. 51,000) and Quiroga (pop. 14,000). The population of the five municipios combined is 135,947. Table 2.1 provides some sociodemographic characteristics for the five municipios based on the 2005 census, with comparisons to the state of Michoacán and all of México, where relevant.

**Table 2.1 – Sociodemographic characteristics of the five municipios in the study area**

<b>Municipio</b>	<b>Population</b>	<b>% Speak Purépecha</b>	<b>% Uninsured</b>	<b>% Illiterate</b>	<b>% No Sewer Drain</b>
Erongarícuaro	13,060	21.1%	87.3%	16.3%	55.1%
Huiramba	7,369	0.1%	85.0%	14.3%	20.4%
Pátzcuaro	79,868	5.7%	72.4%	10.8%	20.9%
Quiroga	23,391	31.7%	89.4%	16.7%	15.7%
Tzintzuntzan	12,259	15.8%	87.0%	15.2%	42.4%
<b>Total</b>	<b>135,947</b>	<b>12.4%</b>	<b>78.8%</b>	<b>13.0%</b>	<b>25.2%</b>
Michoacán	--	--	70.3%	12.6%	13.2%
México	--	--	49.8%	8.4%	11.7%

Some conclusions that can be drawn from Table 2.1 include:

- The area has a substantial indigenous population, as reflected in the percent of the population that speaks the local indigenous language of Purépecha. However, the percent who are indigenous varies greatly by municipio and, as will be seen below, by community.
- The vast majority of people from all municipios lack health insurance, as of 2005 when the census was conducted. Through the expansion of the government insurance program Seguro Popular since 2005, the number of uninsured has declined, though it is estimated that around 50% still remain uninsured.
- Illiteracy rates are relatively high, averaging 13% of the population.
- As an indicator of socioeconomic status and “rurality”, the percent of households without a sewer drain can be quite high and is variable across municipios.

### The 22 MA Targeted Communities for 2009

For community activities during 2009, and after consultation with local community leaders and women, MA selected 22 communities from the five municipios, with the 22 being equally divided between what are considered to be Purépecha and mestizo communities (with an additional 8 to 10 communities being added for 2010 work). The two urban centers of Pátzcuaro and Quiroga (not the municipios, but the same-named cities) were deliberately excluded so that work could be concentrated in rural areas where the need seems to be greatest (though surveys were conducted throughout the region, including Pátzcuaro and Quiroga, and some outreach work has been done in two poor neighborhoods of Pátzcuaro.) Most of the selected communities are near Lake Pátzcuaro, but in addition several communities were chosen which are more removed from the main municipal centers.

The following is a map of the communities around Lake Pátzcuaro showing most of the communities that are in the study area this year or will be included for 2010. The communities that are part of the 22 for 2009 activities that are not shown on the map are: Charahuén (just west of Tocuaro), Santa Ana Chapítaro (just west of Huecorio), Zinciro (20' west of Erongarícuaro), La Presa, Tupátaro, and Cuanajo (20' east of Pátzcuaro), Condémbaro (55' east of Pátzcuaro), and Las Trojes (10' east of Pátzcuaro).



Table 2.2 displays the 22 communities and their associated municipios, sorted alphabetically by municipio and community. In addition, driving times are presented to the city of Pátzcuaro and to each community's municipio administrative center, which, in the case of all five municipios, has the same name as the municipio itself. This gives an indication of how far away each community is from municipio governmental resources and the main hub of the region, the city of Pátzcuaro, which also has the most health care resources. Driving times are ideal times assuming no obstructions or road closings.

**Table 2.2 – The 22 targeted communities**

<b>Municipio</b>	<b>Community</b>	<b>Driving time to municipio center (in minutes)</b>	<b>Driving time to the city of Pátzcuaro (in minutes)</b>
Erongarícuaro	Arocutín	9	25
	Charahuén	17	25
	Erongarícuaro	0	30
	Jarácuaro	15	30
	Puácuaro	12	42
	Uricho	3	30
	Zinciro	20	50
Huiramba	La Presa	20	20
	Tupátaro	20	20
Pátzcuaro	Condébaro	55	55
	Cuanajo	25	25
	Huecorio	7	7
	Janitzio	45	45
	Las Trojes	10	10
	Santa Ana Chapítiro	15	15
	Tzurumútaro	7	7
Quiroga	San Andrés Ziróndaro	16	50
	San Jerónimo Purenchécuaro	13	45
	Santa Fe de la Laguna	4	40
Tzintzuntzan	Cucuchucho	0	25
	Ihuatzio	0	20
	Pacanda	30	50

To get a baseline understanding of sociodemographic characteristics of each of the 22 communities, Table 2.3 was produced based on the 2005 census. The 22 communities are sorted by the percent that speak Purépecha, with subtotals for all mestizo and Purépecha communities combined.

**Table 2.3 – Sociodemographic characteristics of the 22 targeted communities**

Community	Pop.	% Speak Purépecha	% Uninsured	% Illiterate	% No Sewer Drain
<b>Mestizo communities</b>					
Las Trojes	732	0.0%	85.1%	10.9%	58.4%
Tupátaro	729	0.0%	97.5%	21.0%	49.7%
La Presa	101	0.0%	96.0%	19.0%	9.5%
Zinciro	453	0.2%	97.1%	17.2%	96.2%
San Miguel Charahuén	303	0.4%	94.4%	13.8%	88.7%
Tzurumútaró	2,301	0.4%	61.5%	7.2%	54.8%
Santa Ana Chapítiro	927	0.7%	80.7%	7.4%	78.2%
Erongarícuaró	2,521	1.7%	71.5%	11.2%	5.4%
Arocutín	542	2.5%	77.7%	14.7%	60.8%
Condémbaro	214	2.7%	98.6%	33.9%	54.8%
Huecorio	712	2.8%	66.7%	9.1%	23.3%
<b>Total Mestizo</b>	<b>9,535</b>	<b>1.0%</b>	<b>75.8%</b>	<b>11.5%</b>	<b>54.0%</b>
<b>Purépecha communities</b>					
Cucuchucho	1,185	11.5%	84.3%	12.7%	50.9%
Ihuatzio	3,547	29.6%	86.5%	14.0%	48.6%
Uricho	1,646	34.1%	89.1%	16.2%	27.5%
Cuanajo	4,704	36.1%	89.7%	22.1%	52.4%
Jarácuaro	2,351	40.9%	94.6%	28.2%	87.5%
San Jerónimo Purenchécuaro	1,856	54.9%	78.9%	19.5%	19.9%
Pacanda	413	62.7%	85.5%	25.6%	94.7%
Puácuaro	1,643	67.4%	89.6%	15.3%	40.7%
Janitzio	1,910	87.6%	84.0%	19.5%	10.5%
San Andrés Ziróndaro	2,273	94.9%	95.1%	33.2%	33.7%
Santa Fe de la Laguna	4,046	98.2%	94.0%	25.5%	44.6%
<b>Total Purépecha</b>	<b>25,574</b>	<b>57.4%</b>	<b>89.3%</b>	<b>21.5%</b>	<b>53.1%</b>
<b>All 22 Communities</b>	<b>35,109</b>	<b>42.2%</b>	<b>85.7%</b>	<b>18.8%</b>	<b>44.2%</b>

Some conclusions that can be drawn from Table 2.3 include:

- Population sizes for the communities range from 101 in La Presa to 4,704 for Cuanajo (which is the third largest city in the study area, after Pátzcuaro and Quiroga). The population for all 22 communities is 35,109, representing 26% of the five municipios combined, and the 22 communities represent 25% of the 87 communities with populations of 100 or higher.
- The mestizo and Purépecha communities are quite distinct with respect to the percent of the population that speaks Purépecha. All of the mestizo communities have less than 3% speaking



Purépecha while the Purépecha communities, with the exception of Cucuchucho, have at least 25% speaking Purépecha. It should be noted that MA did not select the 22 communities based on this finding.

- The vast majority of people from all communities lack health insurance, as of 2005 when the census was conducted. The percent uninsured in 2005 ranged from 66.7% to 98.6%. Overall, the Purépecha communities have a greater percentage of the population that is uninsured.
- Illiteracy rates are relatively high, with the Purépecha being almost twice as high as the mestizo. Women are more likely to be illiterate than men. This is especially true for the Purépecha communities, where the illiteracy rates among men averages 14.1% and among women 27.7%, nearly twice as high.
- As an indicator of socioeconomic status and “rurality”, the percent of households without a sewer drain can be quite high and is widely variable across communities, ranging from 5.4% in Erongarícuaro to 96.2% in Zinciro.

### Section 3 – Health Status Indicators

It has been difficult to obtain reliable numbers at either the municipio or community levels for common health status indicators such as fertility rates, infant and maternal mortality rates, age-adjusted death rates, and cause-specific death rates, e.g., for breast and cervical cancer. However, the main source of statistical information for the México, INEGI, does make available on their website case-level data on all registered births and deaths. From this data source it was possible to calculate estimates for the following health statistics. Because of issues related to small numbers, the following analysis presents most numbers and rates for all five municipios combined, not for individual municipios or communities. All of the health status indicators presented here should be considered preliminary.

#### Births

For 2005, 2,921 live births were reported to have occurred to women residing in the five municipios. A crude birth rate can be calculated by dividing this number by the number of women of reproductive age based on the 2005 census (ages 15 to 49) from the 5 municipios, 36,865. This results in a crude birth rate of 79 births per 1000 women. As a comparison, the equivalent rate for the state of Michoacán is 77.

#### Deaths

For 2005, 682 deaths were reported to have occurred to residents in the five municipios. Table 3.1 shows the leading causes of death by sex for the deaths that occurred in the five municipios in 2005.

**Table 3.1 – Leading causes of death in 2005 for the five municipios combined**

F E M A L E S			M A L E S		
Cause of Death	Deaths	Percent	Cause of Death	Deaths	Percent
Diabetes	63	19.2%	Diabetes	39	11.0%
Ischemic heart dis.	21	6.4%	Transport accidents	22	6.2%
Cerebrovascular dis.	18	5.5%	Ischemic heart dis.	22	6.2%
Hypertension	15	4.6%	Emphysema	19	5.4%
Emphysema	14	4.3%	Alcoholic liver dis.	13	3.7%
Senility	13	4.0%	Renal failure	11	3.1%
Cancer - Cervix	11	3.4%	Suicide, homicide or accident (unknown which one)	11	3.1%
Cancer - Stomach	10	3.0%	Cerebrovascular dis.	11	3.1%
Heart failure	8	2.4%	Poisoning	11	3.1%
Septicemia	6	1.8%	Pneumonia	9	2.5%
Malnutrition	6	1.8%	Homicide	9	2.5%
Other digestive dis.	5	1.5%	Non-transport accidents	9	2.5%
Cirrhosis of liver	5	1.5%	Malnutrition	8	2.3%
Cancer - Pancreas	5	1.5%	Cancer – Liver	8	2.3%
Renal failure	5	1.5%	Heart failure	8	2.3%
<b>All Deaths</b>	<b>328</b>		<b>All Deaths</b>	<b>354</b>	

Table 3.1 shows that for both women and men in the study area, the leading cause of death is diabetes. The high incidence of death due to diabetes is consistent with many other studies and national data which show diabetes to be a major killer among Mexicans. 19% of all female deaths were due to diabetes.

For women, 11 deaths were due to cervical cancer and this accounts for 3.4% of all deaths and is the 7<sup>th</sup> leading cause of death. This gives a cervical cancer mortality rate of 22.6 deaths per 100,000 women aged 25 years or more, as compared to 15.3 for the state of Michoacán. Though not directly comparable, the United States age-adjusted rate for 2005 was 2.4.

For men, transport accidents (most likely, vehicle crashes) were the second leading cause of death. Another notable finding for men is the high incidence of deaths due to alcohol, poisoning and homicide.

### **Infant Mortality**

The infant mortality rates (deaths within 1 year of life divided by the number of live births, times 1000) for the five municipios for 2005 were: Erongarícuaro – 24.3; Huiramba – 24.9; Pátzcuaro – 19.1; Quiroga – 20.1; and Tzintzuntzan – 26.6. The comparable number for the state of Michoacán was 19.4. For comparison, the United States' rate for 2005 was 6.5.

### **Maternal Mortality**

According to the death data obtained from INEGI, there were three maternal deaths in the five municipios combined in 2005. Given the 2,921 live births, this results in a maternal mortality rate of 103 per 100,000 live births. The equivalent number for Michoacán for 2006 was 68. For the United States, the rate for 2005 was 15. These results should be interpreted with caution because of the small numbers involved and the reliability of the data sources.

### **Community Health Profiles**

For reference purposes, Appendix A contains community health profiles for each of the 22 communities. Some of this information will be used in subsequent sections of this report. Each profile consists of three pages: Page 1 – Sociodemographic data from the 2005 census, distribution of births to women residing in the community by type of provider, and leading causes of deaths, by sex. Page 2 – Results from the MA birth survey of 2009 showing, among many other things, where women go for prenatal care. Page 3 – Driving times from the community to the nearest provider, by provider type.

### **Mental Health**

Mujeres Aliadas, in conjunction with the Adler School of Professional Psychology in Chicago, Illinois, is in the process of conducting a mental health survey to determine the extent of women's mental health problems in the Pátzcuaro area. Preliminary results from 150 surveys across 25 communities indicate the following:

- Based on a standardized questionnaire for assessing depression, 67% of the women in the Pátzcuaro area suffer from clinical depression. One of the factors most associated with depression is a woman having a bad relationship with her husband;
- 72% stated feeling depressed occasionally or frequently during the previous week;
- 66% felt lonely occasionally or frequently during the previous week;
- 56% reported having frequent crying spells during the past week; and
- 50% felt that their life had been a failure.

## **Section 4: Health Insurance and Health Care Resources**

### **Health Insurance**

Because it is poor and rural, the Pátzcuaro area has a large number of people who have no health insurance and private health insurance is virtually non-existent (and would not be affordable if it existed). For all practical purposes, there are only three forms of health insurance in the Pátzcuaro area: IMSS, ISSSTE, and Seguro Popular.

**Instituto Mexicano del Seguro Social (IMSS)** – Generally, people who are enrolled in IMSS work for private companies and their employers pay a fee to the government for each employee (usually, 25% of salary). Although by law it is required that most employers pay into IMSS for each employee, in practice many do not inform the government of their employees and hence do not make payments. At least in the Pátzcuaro area there appears to be little enforcement of this law regarding mandatory enrollment into IMSS. Thus, many if not most workers in the area are not covered by IMSS. Of those workers who are enrolled in the system, the coverage is extended to their families and they can utilize services at IMSS hospitals and clinics at no charge. For people living in the Pátzcuaro region, this means receiving primary care at the IMSS clinic that is located in the city of Pátzcuaro or the small one in the city of Quiroga. Specialty care is rendered at the IMSS hospital in Morelia. Those employees who have worked a sufficient number of years are entitled to continue to receive IMSS benefits during retirement.

**Instituto de Seguridad y Servicios Sociales para los Trabajadores del Estado (ISSSTE)** – As the name implies, ISSSTE is the social security and health insurance system for government employees, including teachers. Like IMSS, the employee and their family are entitled to use, at no charge, ISSSTE run hospitals and clinics. For people living in the Pátzcuaro region, there is a hospital with an accompanying primary care clinic located in the city of Pátzcuaro. There is also a larger facility in Morelia which some beneficiaries from Pátzcuaro use.

**Seguro Popular (SP)** – Seguro Popular is a health insurance program financed by federal and state governments which has a stated purpose of eventually insuring all Mexicans who are uninsured. Individuals enrolled in SP can receive free or discounted care at government-run health centers and hospitals that are part of the national Secretaría de Salud (SSA) system. Each of the five municipios in the study area has its own SSA health center. The main tertiary care facility is known as Hospital Regional (or Hospital General) and is located in the city of Pátzcuaro. In addition, residents make frequent use of public tertiary facilities in Morelia such as Hospital Civil and Hospital de la Mujer (a women’s hospital). The main benefit of SP appears to be the reduction in the prevalence of catastrophic health expenditures.

For the Pátzcuaro region, Table 4.1 shows the distribution of health insurance status of the general population based on the 2005 census and of women surveyed by MA in 2009:

**Table 4.1 – Distribution of type of health insurance in the study area**

<b>Type of Health Insurance</b>	<b>Census of general pop. in 2005</b>	<b>ME surveys of women in 2009</b>
None	78.8%	55.3%
Seguro Popular	1.3%	36.1%
IMSS	10.0%	5.8%
ISSSTE	7.5%	2.9%
Unknown	2.4%	0.0%

The MA survey results are likely to be a better reflection of the current status as the survey was performed during the summer of 2009 while the census data is from 2005. The results from the MA survey show a very large increase in the percentage of the population that has Seguro Popular, which is to be expected as the program began in Michoacán in 2004. However, the original goal of the SP program was to have everyone insured by 2010, a goal that likely will not be met as 55.3% still remain uninsured.

### **Oportunidades**

Oportunidades is a conditional cash-transfer program that began in 1997 with the goal of alleviating poverty and has three main target areas: health, nutrition, and education. The program targets marginalized communities as well as low-income households and gives a bimonthly stipend directly to the female head of household. It provides financial grants to people who take positive actions to improve their lives, such as going for regular medical checkups and attending school. To receive the grants, women must attend monthly health education lectures and receive biannual health checkups, including pelvic exams for the detection of cervical cancer.

Although not a form of insurance, those who have Oportunidades are eligible to enroll in Seguro Popular. Whether they enroll or not, they can receive free care at the public IMSS-Oportunidades primary care clinics that are distributed around the lake or at the Oportunidades clinic in the city of Pátzcuaro. They can also receive free care at the IMSS-Oportunidades tertiary care hospitals located in Ario de Rosales and Paracho (although both are outside the study area and are up to two hours away from many of the communities in the study area).

Based on MA surveys of women in the Lake Pátzcuaro region, it is estimated that 45% of the women are enrolled in Oportunidades. However, of these, less than half are enrolled in Seguro Popular even though they are all legally eligible to enroll. Based on interviews with area women, this relatively low enrollment in Seguro Popular is thought to be primarily due to state health authorities putting a cap on the number of enrollees. Without Seguro Popular, these women pay more for their births and other hospital services.

### **Health Care Resources**

The five municipios have approximately 45 health care facilities. These facilities can be grouped into the following categories:

**IMSS-Oportunidades (IMSS-Op)** – Publicly-owned and operated clinics and hospitals primarily found in rural areas of México. Each clinic has a set of communities whose residents are entitled to receive care at the specific clinic. Care is primarily for residents who do not have health insurance, are enrolled in the government-run safety net insurance program, Seguro Popular, or have Oportunidades. Workers or those with pensions who have health insurance through IMSS, ISSSTE or other public and private programs will be seen, but then referred to their respective health insurance clinics. All care and medicine (when available) is free. If medicine is unavailable, which occurs frequently, patients are given prescriptions to be filled at local, privately-owned pharmacies and they must pay out-of-pocket. IMSS-Op clinics are usually small and are staffed with only a doctor, usually a medical student doing their year of social service (known as a pasante), and a nurse, who commonly has either a nursing title issued upon graduation from a trade high school or a certificate showing completion from a nurse training school (these are usually individuals who have not completed high school). There are 13 IMSS-Op clinics located in the five municipios of the study area. Two IMSS-Op hospitals that are used as referral sites for tertiary care by the 13 clinics are located outside of the study area in the communities of Ario de Rosales

and Paracho. All services are free at these two hospitals if the patient has been referred from one of the IMSS-Op clinics.

**Secretaría de Salud (SSA)** – Publicly-owned and operated health centers and hospitals. Each of the five municipios in the study area has one comprehensive SSA health center found in the community of the administrative center for the municipio (in addition, the municipio of Pátzcuaro has a second SSA health center in Cuanajo). All five municipios make use of the SSA hospital located in the city of Pátzcuaro, Hospital Regional. Some residents also use tertiary facilities located in Morelia. The six SSA health centers in the study area are larger than the IMSS-Op clinics and offer a wider array of services, including some specialty care and occasionally they perform births.

**Instituto Mexicano del Seguro Social (IMSS)** – This social security program was already discussed in the health insurance section above. Briefly, workers employed by private companies and enrolled in IMSS can receive free care at the IMSS clinics in Pátzcuaro or Quiroga and the IMSS hospital in Morelia.

**Instituto de Seguridad y Servicios Sociales para los Trabajadores del Estado (ISSSTE)** – Like IMSS, this was also covered in the above section on health insurance. Workers enrolled in ISSSTE receive free care at the ISSSTE hospitals in Pátzcuaro and Morelia.

**Casa de Salud** – A Casa de Salud is a facility in a community which serves as a temporary clinic and where services are offered from one day per week to one day per month. A doctor and/or nurse visit the facility using a predetermined schedule so residents know when they can go to receive care. With respect to the 22 communities in the study area, Condémbaro is the only one that has a Casa de Salud that is in regular use (that is, has a standard schedule that can be relied upon by the residents). The island of Pacanda and the communities of Puácuaro and Jarácuaro occasionally have had a Casa de Salud, but they are either not functioning or are open only sporadically.

**Municipal (Municipio)** – There are two Municipio owned clinics in the study area, both in the municipio of Erongarícuaro, in the communities of Uricho and Jarácuaro. These are like the IMSS-Op clinics and are, in fact, affiliated with the IMSS-Op program, however, the municipio pays some of the expenses and helps administer the clinic. The Uricho clinic is open most days while the Jarácuaro clinic is often just open for one day of the week or even the month.

**Private (Particular)** – Privately owned hospitals and small private practices, usually with only one or two doctors, located in four of the five administrative centers of the municipios: Pátzcuaro, Erongarícuaro, Quiroga, and Huiramba (with two or three other small private practices in smaller communities). The one privately owned general hospital is Hospital Civil in the city of Pátzcuaro. Many of the small private practices do deliveries on-site and some even do cesarean sections.

**Pharmacy (Farmacia)** – The farmacias, like pharmacies in the U.S., primarily dispense medication. However, many of them are owned by medical doctors who do consultations on-site. For this reason, some of the farmacias can be considered as health care providers. Based on interviews with local women, many choose to receive consultations from farmacias as they say that it is relatively inexpensive (20 pesos), there is usually no or little waiting time, unlike many of the public clinics, and they almost always have in stock the necessary medications (again, unlike many of the public clinics).

**Not-for-profit NGO (NGO)** – There is one NGO clinic in the study area, Centro de Salud para La Mujer Mintsita Uarhiti in the community of Noctuzepo, located in the municipio of Erongarícuaro. It is part of Mujeres Aliadas. Its primary mission is to provide primary health care to poor, uninsured, indigenous patients, with an emphasis on women's health. Within the next year it will also open a nurse midwife school and a birthing center.

Table 4.2 shows the frequency distribution of facilities by municipio and ownership type (farmacias that do consults are not shown as this data is currently not available).

**Table 4.2 – Health care facilities, by municipio and ownership type**

<b>Municipio</b>	<b>Ownership Type</b>	<b># of Facilities</b>
Erongarícuaro	IMSS-Op rural clinics	2
	Municipio rural clinics	2
	Secretaría de Salud clinic	1
	Particulares clinics	2
	NGO clinic	1
Huiramba	IMSS-Op rural clinic	1
	Secretaría de Salud clinic	1
	Particular clinic	1
Pátzcuaro	Casa de Salud	1
	ISSSTE hospital and clinic	1
	IMSS urban clinic	1
	IMSS-Op rural clinics	5
	Secretaría de Salud hospital	1
	Secretaría de Salud clinics	2
	Particular hospital	1
Particulares clinics	9	
Quiroga	IMSS urban clinic	1
	IMSS-Op rural clinics	3
	Secretaría de Salud clinic	1
	Particulares clinics	5
Tzintzuntzan	IMSS-Op rural clinics	2
	Secretaría de Salud clinic	1

#### **Accessibility of health care services for the 22 communities in the study area**

Table 4.3 shows the times to the nearest public primary health care clinic and three hospitals frequented by the women in each of the 22 communities in the study area. Minutes are only shown for a hospital if it is a hospital frequented by the women of a particular community for delivery (as determined by the MA birth survey – see Appendix A – Community Health Profiles).

**Table 4.3 – Accessibility of health care services**

Municipio	Community	Minutes to the nearest public clinic	Minutes to Hospital Regional in Pátzcuaro	Minutes to IMSS-Op hospital in Ario de Rosales Or Quiroga SSA Health Center	Minutes to Hospital de la Mujer or Hospital Civil in Morelia
Erongarícuaro	Arocután	0	25	Ario-90	
	Charahuén	5	25		
	Erongarícuaro	0	30		
	Jarácuaro	10	30		
	Puácuaro	10	42	Quiroga-25	
	Uricho	0	30		
	Zinciro	0	50		
Huiramba	La Presa	7	20		50
	Tupátaro	5	20		50
Pátzcuaro	Condébaro	0	55		55
	Cuanajo	0	25		55
	Huecorio	7	7		55
	Janitzio	0	45		
	Las Trojes	5	10		
	Santa Ana Chapítiro	0	15		
	Tzurumútaró	0	7		
Quiroga	San Andrés Ziróndaro	0	50	Quiroga-15	
	San Jerónimo Purenchécuaro	0	45	Quiroga-10	55
	Santa Fe de la Laguna	0	40	Quiroga-5	50
Tzintzuntzan	Cucuchucho	0	25		
	Ihuatzio	0	20		
	Pacanda	30	50		80

*Primary health care*

Those communities which show 0 minutes for time to nearest public clinic have a public clinic or casa de salud in their community. Pacanda, because it is an island without a clinic, has the longest time of 30 minutes due to the estimated time it takes to get to a boat and then to the island of Janitzio, where there is an IMSS-Op clinic. Of the communities where it is approximately 10 minutes to the nearest clinic,



Puácuaro and Jarácuaro are communities specifically named by the municipal president of Erongarícuaro as communities where clinics should be opened. Both Puácuaro and Jarácuaro used to have full time clinics, but they are now closed. Complicating matters further, those residents from Puácuaro and Jarácuaro seeking to use an IMSS-Op clinic must bypass other public clinics in order to use the ones that have been designated for their community. For Puácuaro, they are supposed to use the IMSS-Op clinic in Zinciro, which is over 20 minutes away even though there is an IMSS-Op clinic in San Andrés Ziróndaro and a Secretaría de Salud clinic in Erongarícuaro, both of which are only 10 minutes away. Similarly for Jarácuaro, they are only 5 minutes away from the IMSS-Op clinic in Arocután, but this is not a designated site for them, so instead they must go to the Secretaría de Salud clinic in Erongarícuaro, which is close to 15 minutes away.

#### *Inpatient and specialty care*

For inpatient and specialty care, the primary hospital used by almost all communities is the Hospital Regional in Pátzcuaro. Other public hospitals that are used are Hospital Civil and Hospital de la Mujer in Morelia and the IMSS-Op hospital in Ario de Rosales. As expected, the communities that are most likely to make use of the hospitals in Morelia are the ones that are relatively far from Pátzcuaro but relatively close to Morelia. These include communities from two areas: (1) Communities near Quiroga, such as Santa Fe de la Laguna and San Jerónimo Purenchécuaro, as there is a road out of Quiroga that goes directly to Morelia and (2) Communities to the east of Pátzcuaro in the general direction of Morelia such as La Presa, Tupátaro, Condémbaro, and Cuanajo.

Community residents who frequent IMSS-Op clinics are referred to the IMSS-Op hospital in Ario de Rosales for specialty and hospital care as the care is free and they are part of the same health care organization. This was verified through the MA survey of public clinics where all IMSS-Op clinics surveyed indicated that women who require specialty care because of abnormal pelvic or breast exams are referred to the IMSS-Op hospital in Ario de Rosales. An exception to the general rule that patients from IMSS-Op clinics are referred to Ario de Rosales for hospitalization appears to be births. The MA birth survey showed that for women who receive prenatal care at IMSS-Op clinics, only 5.6% delivered at the Ario de Rosales hospital. One possible reason for this low percentage is the time required to travel to Ario de Rosales. For most residents of the municipio of Erongarícuaro (who would be the most likely to use this hospital because of their limited options), it is at least an hour and a half drive to the hospital, while Pátzcuaro can be reached in around 35-40 minutes.

The one other public facility that does deliveries is the Secretaría de Salud health center in Quiroga. This is sometimes used by women from the communities of Puácuaro, San Andrés Ziróndaro, San Jerónimo Purenchécuaro and Santa Fe de la Laguna as they are relatively near to the Quiroga health center but far from Pátzcuaro and Morelia. However, the MA birth survey indicates that women often are unable to deliver there when they are in labor because, although the health center is open for emergencies 24 hours a day, seven days a week, it often lacks the required personnel to do deliveries. Under these conditions, women are referred to the Hospital Regional in Pátzcuaro or told to go to one of the private providers in Quiroga or Pátzcuaro.

Putting aside for the moment the four islands, whose residents have special issues due to having to traverse the lake, and the town of Condémbaro, which is high in the mountains on the eastern limits of the municipio of Pátzcuaro (these two areas will be discussed below in the section on the proposed integrated model for the region), the area which has the least accessibility to public hospitals or health centers for delivery is Erongarícuaro. The only public hospital or health center within an hour that this population can use is Hospital Regional in Pátzcuaro, which is an average of 35-40 minutes away, assuming one has immediate access to a car and can go straight to the hospital. In practice, the times are often much longer as many women do not have easy access to a car and must either rely on friends or public transportation

and the road is often blocked by farm animals. The Secretaría de Salud health center in Erongarícuaro recently expanded its facility to accommodate births, but then decided not to complete the process, for reasons that are not clear.

### **The role of traditional midwives**

Traditional midwives are no longer legally allowed to practice unless they have gone through a certification process with the Secretaría de Salud. However, based on interviews with midwives and other health care providers in the area, uncertified midwives are still delivering babies. Even those who are certified are discouraged from practicing, other than to do initial evaluations of patients, and instead are told to refer women to government-run primary health care clinics.

Based on interviews with women, health care providers and administrators in the area, there has been a dramatic shift away from births by midwives over the past 20 years. This is thought to be due to a decline in availability of practicing midwives (the MA survey of traditional midwives showed that the average age is 64, with only a few under the age of 50), issues with the ability to practice legally, and also a generational change whereby many younger women believe that it is safer to deliver in a hospital. In addition, a woman who has Seguro Popular would receive free care at Hospital Regional but would have to pay a midwife for her services as none of the insurance programs reimburse midwives.

Based on MA surveys, there are at least 25 active traditional midwives within the study area. Their distribution by community is shown in table 4.4.

**Table 4.4 – Active traditional midwives by community**

<b>Community</b>	<b>Known # of Active Midwives</b>	<b>Municipio</b>
Arocutín	1	Erongarícuaro
Cuanajo	4	Pátzcuaro
Cucuchucho	1	Tzintzuntzan
Janitzio	5	Pátzcuaro
Jarácuaro	1	Erongarícuaro
Pátzcuaro	1	Pátzcuaro
Puácuaro	5	Erongarícuaro
Quirínguaro	1	Huiramba
San Jerónimo Purechécuaro	1	Quiroga
Santa Fe de la Laguna	2	Quiroga
Tzurumútaró	2	Pátzcuaro
Uricho	1	Erongarícuaro

Based on all 386 surveys from the MA birth survey for 2009 for births occurring between 2004 and 2009, 8.8% of births were delivered by midwives. Purépecha women were about 50% more likely to deliver with a midwife than mestiza women. When asked who their preference would be for their next birth, 9.4% of all women said a midwife.

### **Nurse midwives**

The profession of nurse midwifery does not exist in México, at least as it is practiced in the United States, countries within Europe, and many other countries around the world. In these countries, nurse midwives

can practice relatively independently from doctors, with doctors playing the role of specialists to be called in for complicated situations. The model and philosophy of nurse midwives is patient centered and based on educating the woman and her family so that they may make the best decision for themselves and their baby. Midwives are highly skilled to recognize complications and quick to transfer to qualified personnel for the best possible outcomes. They are experts in the care of low risk women and provide ob/gyn services in a dignified, cost effective and highly satisfying manner. Secondary to their judicious use of intervention, their rates of complications and interventions, such as birth by cesarean, are low and consequently so are the costs related to the care. The closest profession in México to a nurse midwife is an obstetric nurse (enfermera obstetra). However, these nurses are not trained to practice independently.

### **Health Facility Profiles**

For reference purposes, Appendix B contains health facility profiles for most of the government owned and operated health care facilities in the study area. Some of this information will be used in subsequent sections of this report. Health facility profiles eventually will be produced for all health care providers in the area. Each profile presents information on facility type, communities served, hours of operation, staffing, referral sites, and where women tend to deliver who receive prenatal care at the facility.

### **Mental Health Resources**

There are only five publicly-employed psychologists in the study area who see poor patients on an outpatient basis for free or reduced rates. The few additional private practices are beyond the financial reach of the vast majority of the population. Based on Mujeres Aliadas surveys, publicly-employed primary care physicians have little training in assessing or treating mental health problems. The nearest mental health inpatient facility is in Morelia.

As an adjunct to mental health services, Mujeres Aliadas has begun capacitating local women in facilitating women's support groups. Eight such groups were formed in 2010 in eight different communities.

## **Section 5 – Systemic Problems with the Current Health Care System**

The existing health care system in the Lake Pátzcuaro area has various strengths and weaknesses. One of its major strengths is the system of government-run primary health care clinics distributed throughout the region. Other than three of the islands and a few outlying pueblos, all the communities are within a 10 minute drive of the nearest clinic (see Table 4.3). However, being a poor area, most families do not have cars and so getting to a clinic can take up to an hour. Most rural communities make use of the nearest IMSS-Op clinic where the care is free, as is care at the IMSS-Op hospital in Ario de Rosales when the patient is referred. However, waiting times are often long and the clinics often lack basic medications, forcing many patients to use alternate forms of care, such as pharmacies. Another strength of the system is the extensive use made of promotoras. Promotoras assist in assuring that community residents are seeking appropriate care and also assist with health education activities. The area is also served by the regional hospital in Pátzcuaro, though the care there is not free, unless the patient has Seguro Popular, and there are many complaints of long waiting times and poor quality of care.

Despite these relative strengths, there remain some serious problems with the existing system. These problems include:

- A high percentage of the population still remain without health insurance – Despite the efforts of the federal and state government to insure everyone by 2010, MA surveys indicate that as of 2009 approximately 50% of the population remain uninsured. Out-of-pocket expenses are much higher for someone without insurance.
- Traditional midwifery is dying out – MA conducted a survey of traditional midwives in 2009 which showed that the average age of active midwives is 64 . With the decline in midwifery, women have fewer options for delivery, with most having no choice but to deliver in a highly medicalized environment.
- Cesarean section rates are dangerously high – The MA survey of births conducted in 2009 (see Appendix C) showed that close to one-third of all births in the Pátzcuaro area are by cesarean section. If births delivered by midwives or at private doctors' offices that do not do c-sections are excluded, the percent of births by c-section is 41% (with a high of 73% for the government-run ISSSTE hospitals, a value consistent with national numbers). The survey also showed that women overwhelmingly do not want c-sections and that close to half of the women who had a c-section did not have the risks explained to them by the doctor.
- The role of nurses is devalued – The MA survey of nurses in the area showed that their role is too limited and not respected and that they feel powerless to effect change in women's health. They also indicated that they very much desire educational opportunities to enhance their skills and obtain an advanced degree so that they will be more respected and have more of a say in how care is delivered. However, currently there are no local options for advanced education. The MA survey of local nurses currently working in public clinics shows an average of a 10<sup>th</sup> grade education, with no specialized training in women's health.
- Women lack basic knowledge of their bodies, health problems, and reproductive options – MA has been conducting workshops and lectures on women's health issues for over two years in the communities around Lake Pátzcuaro. From these activities it has become clear that the majority

of women lack basic knowledge of their bodies, reproduction, and women's health problems. Without this knowledge women have less control over their own health care decisions and are more vulnerable to decisions being made by health care providers that are not in their best interests (for example, unnecessary c-sections).

- Women do not have sufficient choice as to the sex of the provider – The MA survey of births showed that 61% of women would prefer to deliver with a female provider, be it a doctor, nurse or midwife. The MA survey on medical oppression also showed that women would prefer to have a pelvic exam by a female provider. Related to this finding is another from the medical oppression survey showing that 28% of women feared that a male doctor would be sexually inappropriate with them during a pelvic exam and 5% stated that they had been sexually assaulted or molested during a pelvic exam with a male doctor.
- Women lack alternatives to health care which would enhance the quality and accessibility of this care – Both the decline in midwifery and the increase in c-sections point to the increased medicalization of women's health care and to the increased powerlessness of women in health care decisions. Rather than being patient centered, most care for women is provider centered. Currently, women in the Pátzcuaro area have no other options.
- Women do not have adequate access to mental health care resources – The MA survey of women's mental health shows a rate of clinical depression of 68%. Support options are few, given that close to 90% of depressed women describe their relationship with their husbands as poor and that the availability of affordable, professional psychologists is negligible. Women's support groups are virtually non-existent even though the MA survey showed that 82% of women would like to participate in a community-based support group (MA began eight women's support groups in eight different communities in 2010 and has plans to expand that number during 2011).

## **Section 6 – Recommendations for Enhancements to the System as it Currently Exists**

Based on the foregoing analysis, the following are recommendations for enhancing the existing system, assuming no fundamental changes are made to it. The next section will address a model of an integrated system that is fundamentally different from the existing one.

Recommendations for improving accessibility to primary health care services for the 22 communities:

- Re-open the IMSS-Op clinic in Puácuaro since it has sufficient population to support one and is relatively far from the nearest public clinic.
- Either re-open the IMSS-Op clinic in Jarácuaro or improve access through a combination of allowing community residents to use the IMSS-Op clinic in Arocutín and having regularly scheduled hours at a Casa de Salud in Jarácuaro.
- Open a regularly scheduled Casa de Salud in San Miguel Charahuén.
- Through the development of a women’s network that includes women from all study area communities, expand and enhance health education through the use of peer educators and the active involvement and leadership of the women themselves.

Recommendations for improving accessibility to hospital services, particularly for deliveries, for the 22 communities in the study area:

- The Secretaría de Salud should complete the process for accommodating deliveries at their Erongarícuaro health center. This is critical as federal, state, and local health officials have all stated that reducing maternal mortality is one of the highest priorities and this cannot be done without timely access to maternity services.
- The Secretaría de Salud should increase the number of hours that personnel are available to do deliveries at the Quiroga health center as the delay in receiving maternity care as a result of transferring women to Pátzcuaro endangers the lives of the mother and baby.
- The Hospital Regional in Pátzcuaro should increase its bed capacity and associated personnel, including OB/GYNs that are capable of handling complicated deliveries. Based on the results of the MA birth survey, Hospital Regional in Pátzcuaro is often at capacity or lacks personnel to do complicated deliveries and therefore must turn away women in labor. These women end up going to either a private provider in Pátzcuaro, at a greatly increased cost, or must be driven to Morelia to Hospital Civil or Hospital de la Mujer, a dangerous practice since it takes at least 50 minutes to get to these hospitals (while recommendations state that women in labor should be no more than 30 minutes from a hospital).
- A birthing center should be opened to provide a high quality, low cost addendum to the system.
- The Secretaría de Salud and the IMSS-Op system should incorporate nurse midwives/obstetric nurses into their hospital and clinic operations. According to an official government report, reductions in maternal mortality have not occurred despite the increase in the number of doctors and nurses. They therefore recommend the expansion of the use of obstetric nurses and midwifery services that specifically target maternal and women’s health.

Other recommendations:

- According to MA surveys, up to 50% of the population still lacks health insurance. The federal and state governments should aggressively move to fulfill the promise of insuring everyone by 2010.
- The Secretaría de Salud in Pátzcuaro, which has oversight of the health care system for all five municipios in the study area, should develop and implement a program directed at the reduction of cesarean sections.
- IMSS-Oportunidades should enhance their health education sessions by: (1) Developing new materials so women become active participants in the health education process; and (2) Intensifying outreach so all women in the communities benefit from the sessions, not just those enrolled in Oportunidades.
- Many of the public clinics often lack medicine. As a result, patients are required to go to pharmacies and pay out of pocket for their medications. The necessary funds need to be allocated so all IMSS-Op and SSA clinics always have medicine on hand.
- Though not documented in this report, MA surveys, governmental reports, and discussions with area women indicate that the culture of machismo is still strong in the Pátzcuaro area and women suffer from multiple levels of discrimination and mistreatment, including severe domestic violence. A women's shelter should be opened to provide the necessary protection and psychosocial services for women in extreme situations of domestic violence.
- Initial results from the MA survey on women's mental health make it clear that attention to women's mental health issues, including issues related to depression, self esteem and empowerment, is almost non-existent in the Pátzcuaro area, despite high rates of clinical depression. The necessary resources need to be allocated so that mental health services can be expanded and become incorporated into the routine practice of area community-based clinics, hospitals, and social service agencies. In addition, a network of community-based women's support groups should be in place so women can draw on the strengths of other women and work together to solve common problems.

## **Section 7 – Model for an Integrated System for Maternal and Women’s Health**

The area around Lake Pátzcuaro is in need of some fundamental changes to the existing health care system, particularly in how it relates to maternal and women’s health. The following is a description of our model for an integrated system for maternal and women’s health care.

### **1. Establish a nurse midwife school that trains local nurses in the art and science of women’s health and midwifery and integrate nurse midwives into the existing health care system.**

There is a large number of nurses in the area with many years of experience. Adding the advanced degree of midwifery makes the best use of resources and offers a level of care and comprehensiveness beyond the title of professional midwife. This program would be in partnership with a respected university, such as the Universidad Nacional Autónoma de México (UNAM), and would offer a bachelors degree which would be valid and legal throughout México. The curricula of UNAM’s Enfermera Obstetra program would be adapted to the rural environment to maximize the retention of the graduates in the communities. The nurse midwives would be educated in such a manner that they can practice independently within their scope of practice and interact with their physician colleagues and health care officials in a collegial, safe and respectful manner to complement the existing team of providers. The nurse midwives would provide comprehensive ob/gyn services to all women of low risk as long as the patient chooses this option. All services would be delivered in a holistic manner. The nurse midwives would be encouraged to practice at the level in which they would be trained and have professional relationships to specialists and surgeons for women who fall outside of their scope of care.

As envisioned in this integrated model, the initial graduating class of fifteen nurse midwives would be distributed around the Lake Pátzcuaro basin in areas roughly equivalent to the five municipios, with four midwives distributed evenly between the two women’s centers (to be more fully described below). An ideal arrangement might be to place the nurse midwives in each of the Secretaría de Salud health centers, as these already serve as hubs for each region. Women would then have a choice of practitioner when visiting the health center. IMSS-Op clinics within the region would be allowed and encouraged to refer women to the nurse midwife when women become informed and opt for this type of care. Initially, the nurse midwives would provide prenatal and gynecological care and participate in deliveries at the women’s center. As they become more experienced they would begin doing their own deliveries for their patients at one of the two women’s health centers (assuming there is an operating room within 30 minutes in case the woman needs to be transferred due to complications during birth). By delivering women with whom they have been providing prenatal care, continuity would be re-introduced into the system. Nurse midwives should also be incorporated into SSA, IMSS and ISSSTE hospital and clinics so every woman has that option available to them. They would also be an important resource to traditional midwives doing home deliveries in their communities.

In addition to providing quality, evidenced-based care delivered with respect and the active involvement of the patient, nurse midwives are in the unique position to act as intermediaries between those providing community-level care (e.g., IMSS-Op clinics, traditional midwives, promotoras, and healers) and the rest of the health care system (e.g., larger health centers and hospitals). The regional nurse midwives’ activities would not be limited to clinical care within a health center but would also include active participation in the women’s network and would incorporate activities such as leading health education workshops and working with community-level peer educators and traditional midwives. In this way, they would become central to the integrated model of care described here.



## **2. Enhance the role and integration of traditional midwives.**

The age old art of midwifery is dying in the Pátzcuaro area, as evidenced by the decline in the number of births to midwives and by the MA midwife survey showing that the average age of the traditional midwife is 64. When they are gone, there will be a gaping hole in services for women and the disappearance of an important choice. The only choice women will be left with will be delivery with doctors, many of whom practice in highly medicalized hospitals with high rates of cesarean sections. The communities have tremendous respect for midwives and their knowledge and although many women no longer have their births with midwives (secondary to cost or societal pressures), many still see them during their pregnancy since they do not have complete trust in their doctors. In addition, the women are becoming angry with the rate of birth by cesarean and feel their bodies are being violated for physician monetary gain and convenience and are seeking a safer option. The emergence of a team of young nurse midwives, co-mentoring and working side by side with traditional midwives, is critical to maintain the culture and trust of the women. Traditional midwifery has always been and should continue to remain a choice for women.

In addition to providing prenatal care and attending to births, midwives have traditionally addressed multiple areas of women's and early childhood health. As part of a decentralized, cost-effective system of care, this role should be expanded so community-based midwives can conduct nutritional assessments, assessments of home environments, and be trained in addressing mental health issues such as post-partum depression. Included in this expanded role would be training in the effective use of existing health resources so midwives would know when and to whom a patient should be referred.

In addition, many communities are isolated (such as the islands and others in distant mountainous areas) and the most practical and cost-effective way of assuring that they have access to care is through the use of resident women, including promotoras, who have had enhanced training in midwifery/primary care and have strong connections with others parts of the health care system.

In the context of the integrated model described here, midwives and other local women such as promotoras would become critical members and gatekeepers to the communities of a coordinated primary care delivery system.

## **3. Strengthen community-based and community-led health education through the development of a women's network, with the active involvement and leadership of the women themselves.**

Through MA outreach and health education workshops, we have come to learn how inadequate the existing system is for health education. The primary means by which local women receive health education is through the IMSS-Oportunidades clinic system where women who are enrolled in Oportunidades are required to attend monthly health education lectures. There are several problems with this approach including: (1) Generally, only women enrolled in Oportunidades are attending these lectures since they are the only ones required to attend (in order to receive their cash grant). MA surveys show that less than half of the women in rural communities are enrolled in Oportunidades meaning that the majority of women may not be benefiting from these lectures. (2) The content of the lectures is inadequate in that there is only superficial coverage of topics related to women's health and there is not effective use of audio-visual materials. (3) The form of the health education, with its emphasis on the lecture format and little involvement of the women themselves, is ineffective when compared to other models. Educators have shown that a more effective approach is to use materials and activities that directly engage and involve the women, such as role playing. (4) The educational materials are not developed with the participation of the women themselves.

To rectify this, an entirely different approach needs to be used that is community-based, makes use of peer educators, and involves the women themselves in the entire process, including identification of health topics that they deem most important for their community, development of the educational materials and activities, leading the health education workshops, and actively participating in their own health education. This process of actively involving women in all aspects of health education is not only the most effective way of women gaining increased knowledge about their bodies, health care needs, and making effective use of the health care resources, but it also contributes to increased empowerment.

The most effective way of expanding the role of women in their own health education is through the development of a women's network. Local women have expressed a strong interest in such a network and want to be actively involved in its development, including fundraising activities to support it. Harnessing the knowledge, enthusiasm, and experience of local women, working together through a women's network at both community and regional levels, is ultimately the only way projects of this type will be successful and sustainable.

As a part of the integrated network of maternal and women's health, MA staff, nurse and traditional midwives as well as local promotoras and staff of local clinics would be active participants in health education activities and the women's network.

#### **4. Establish a women's center, providing clinic, birthing, educational, and research activities and services.**

The Pátzcuaro area needs a women's center that will provide clinical, birthing, educational, and research activities and services and will serve as a model for a fundamentally different kind of care, one based on the principles of midwifery and community- and patient-centered care.

The need for such a center is based on several factors. First, there appears to be saturation of governmental sites, particularly for births. In sites where births occur the personnel and supplies are insufficient and, secondary to lack of bed space, the environment is one of needing to turn over patients rapidly.

Second, many of the new generation of doctors providing care are unaware of the natural process of birth as they have been trained in an environment which sees birth as a potentially dangerous event that needs to be medically managed, as opposed to a natural process. This philosophy, management style and intervention, which can be life saving if used judiciously, can be the number one cause of complications and is extremely costly when used routinely. Consequently, in an environment where birth is something to be feared and not respectfully monitored we have a situation that lacks quality and patient-centered care. Birth is the most vulnerable time in a woman's life and if mismanaged can lead to depression, deficient bonding with her baby, persistent lack of confidence in mothering skills, and the thievery of a moment, lost forever, in which a woman has the opportunity to become fully aware of her own personal power.

Third, Pátzcuaro needs a place to serve as a model for women's care that is women-centered, safe, cost effective, and capable of being replicated to other locations around México. The women need a place where they feel safe, respected and cared for, a place where women can exercise their rights to receive high quality health care and have a dominant voice in those services and how they are delivered. The clinic would also serve as the site where the nurse midwives who graduate from nurse midwifery school can practice with dignity and the utmost safety and with a focus on the needs and desires of the patients.

The center would work in coordination with local health care systems. Affiliations would be established with other health care providers to avoid duplication of services while at the same time making use of

each provider's strengths through referrals. With the right kind of affiliations, the center will be able to refer patients to specialists, without the woman paying a penalty. The birthing center would be located near enough to Pátzcuaro so that emergency obstetric care is nearby. Births at the center would be family centered and offer a variety of safe alternatives incorporating the cultural morays of the traditional midwives. Traditional midwives would be invited and encouraged to bring their laboring women to the center to have their babies on site. The traditional midwife would continue working with the woman and perform the birth and could call on the skills of the nurse midwife, as a colleague, as needed. In addition, the clinic would offer primary care services to women, men and children. As part of the midwife and community health center philosophy of care, the center would also make available psychosocial services, either directly or through affiliations with other organizations such as DIF.

The women's center would be the hub of a decentralized system of women's health education, providing advanced training to peer educators and serving as a central location for workshops, assemblies and conferences.

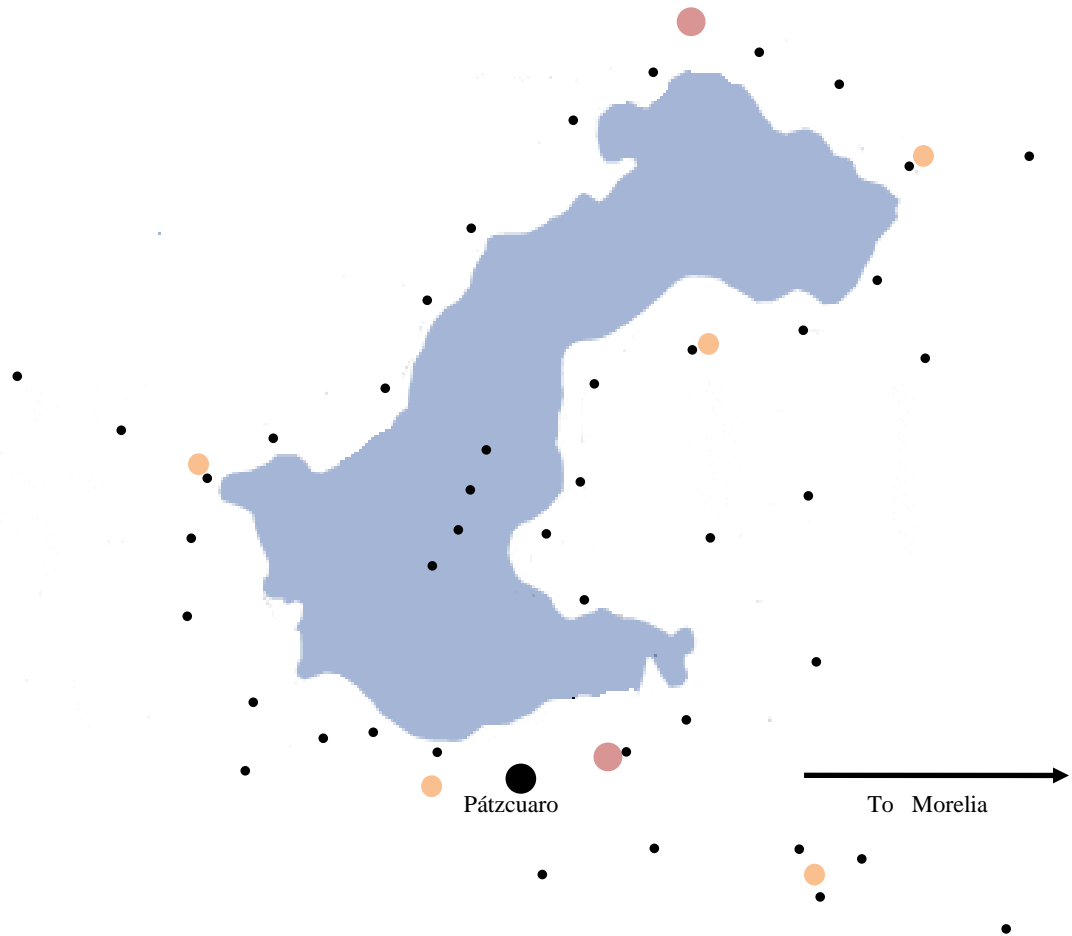
Clinical and public health research would be incorporated into the operations of the center as these are important and necessary components to an integrated system of care. MA has already undertaken joint research projects with several United States universities, including research in the areas of cervical cancer screening and prevention, cesarean section rates, medical oppression, and women's empowerment. As already stated, UNAM has expressed strong interest in affiliating with MA and wants to include research as a complement to educational and clinical services. MA successfully ran a clinical and public health internship program during the Spring and Summer of 2009 and is assisting, this Fall, in the teaching of a doctoral-level psychology class entirely dedicated to MA programs.

##### **5. Enhance and strengthen the integration of maternity and women's services.**

As previously discussed, the Pátzcuaro area lacks a health center that practices quality, patient-centered care and birthing services. With the establishment of a women's center offering clinical and birthing services, an important piece to a more integrated system of maternal health care becomes possible. With sufficient capacity, this center could serve as both a site for respectful, patient-centered services and as an overflow site for Hospital Regional in Pátzcuaro for low risk deliveries. Making use of the birthing center would likely be less expensive than expanding Hospital Regional. Hospital de la Mujer in Morelia also would be an important piece to a more integrated maternity system as it provides more specialized care for high risk deliveries and newborns (such as having on staff a perinatologist, something which Hospital Regional lacks). Hospital de la Mujer has expressed strong interest in affiliating with MA in the establishment of the nurse midwife school, community health center, and birthing center. Through these affiliations, the women's center would transfer high risk women to Hospital Regional and Hospital de la Mujer as needed, while, in turn, Hospital Regional would transfer low risk women to the birthing center as needed. Eventually, an additional women's center should be opened on the other side of Lake Pátzcuaro so the women in that area have better access to the same kind of services.

With two comprehensive women's centers located on either side of Lake Pátzcuaro, nurse midwives practicing in each women's center and each region/municipio, active participation in educational and clinical activities of traditional midwives, promotoras, and the women themselves in each community, and strong affiliations with other health care providers, universities and governmental institutions at local, state, national, and international levels, a fundamentally new kind of integrated maternal and women's health care system would be in place. Underpinning all of this would be the women's network, the key to integration with local communities. Map 7.1 shows the proposed locations of the birth centers and clinics with midwives. Figure 7.1 and 7.2 are diagrams of the levels of care, activities and referral patterns of the proposed integrated system of maternal and women's health care for the Lake Pátzcuaro basin.

**Map 7.1 – Proposed locations of the women’s centers and health centers with midwives**



**Key**

●	Pátzcuaro
●	Women’s centers
●	Health centers with midwives (located at or near municipio centers)
●	Communities (not exact locations)

**Figure 7.1 – Levels of care, activities and referral patterns in the integrated system**

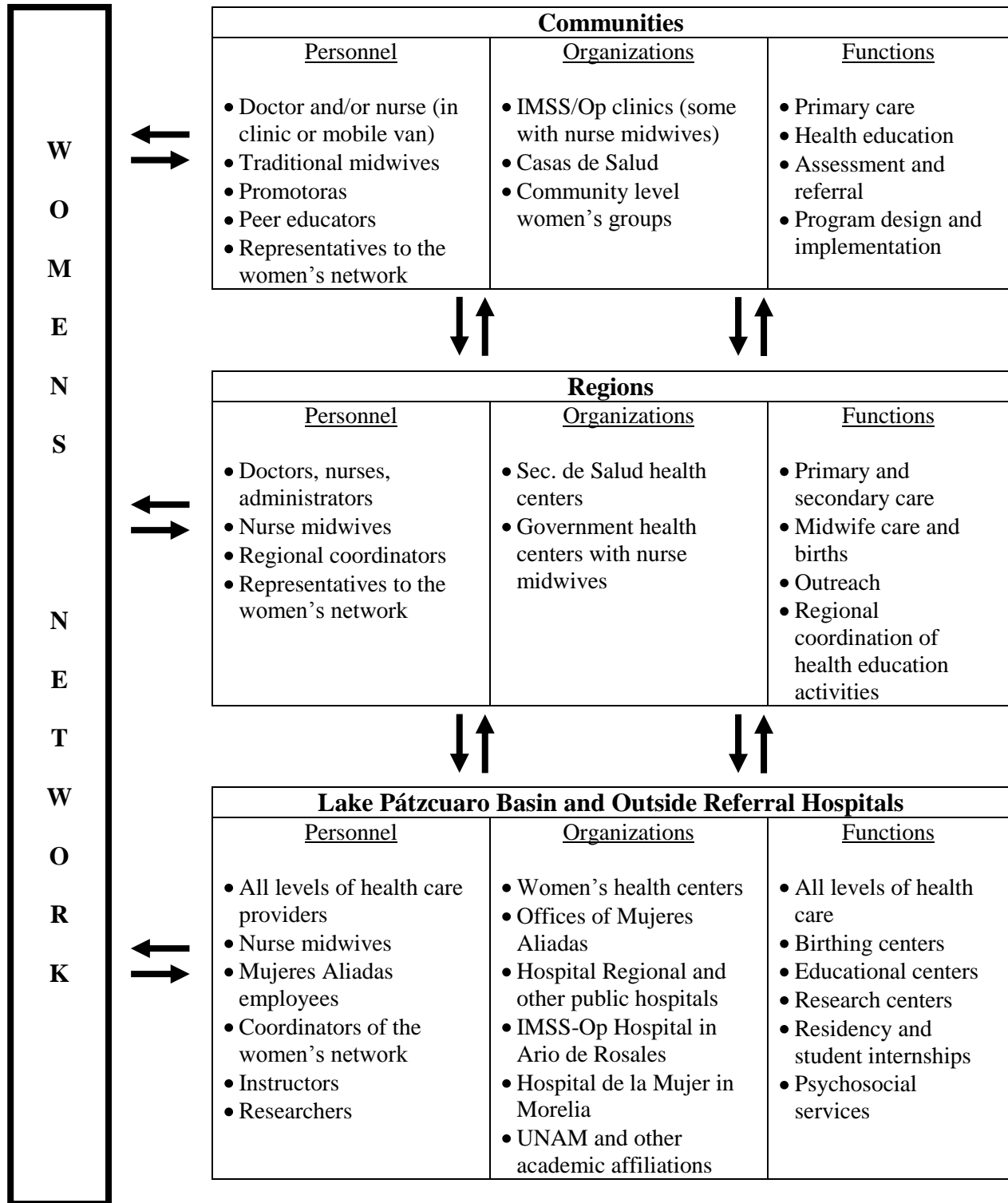
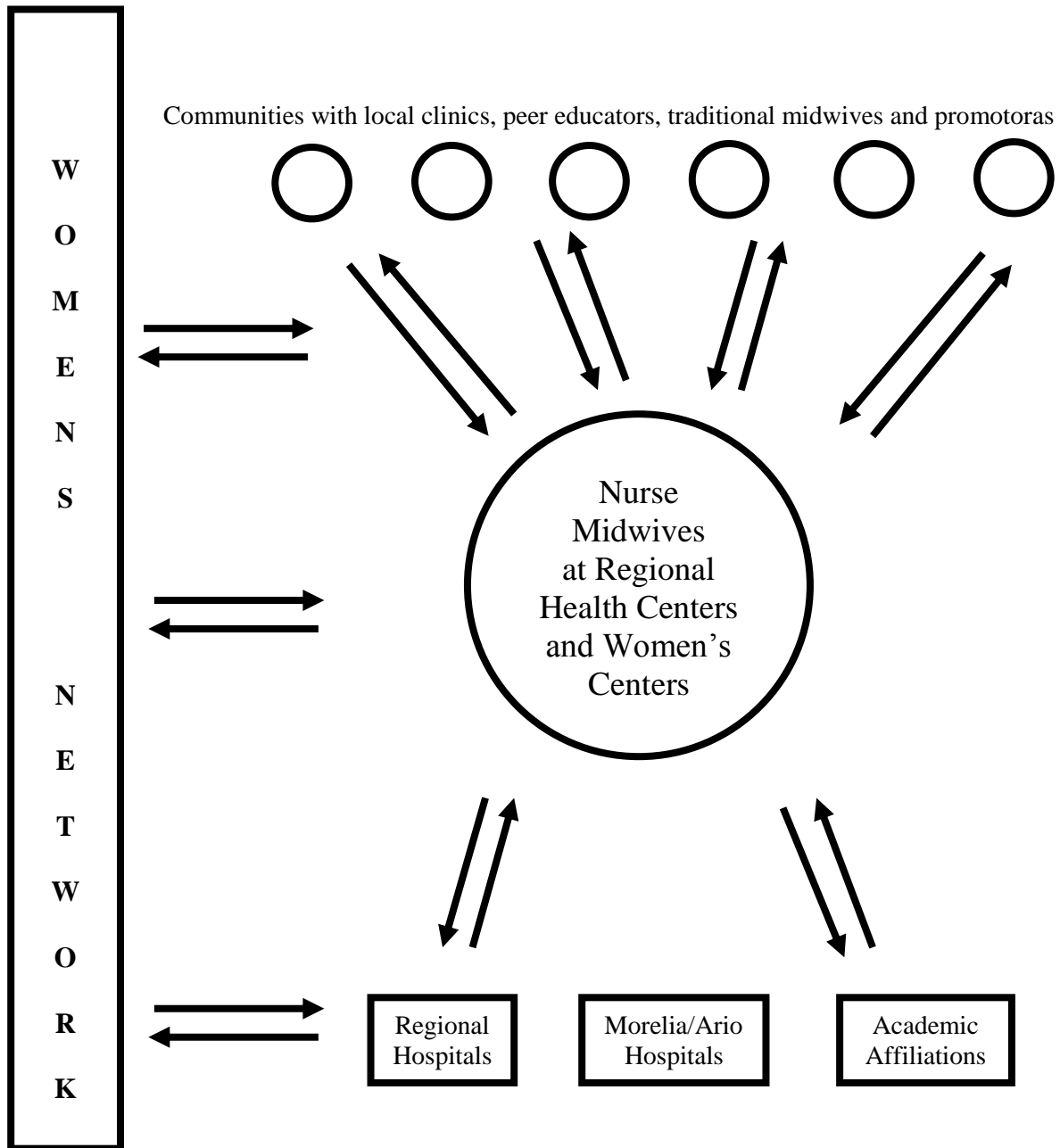


Figure 7.2 – Diagram of the role of nurse midwives in the integrated system of maternal and women’s health



**Appendix A - Arocután Community Health Profile**

**Municipio: Erongarícuaro**

Census Statistics 2005	Community <u>Arocután</u>		Municipio <u>Erongarícuaro</u>		All 5 Municipios		Michoacán	
	<u>Number</u>	<u>Percent</u>	<u>Number</u>	<u>Percent</u>	<u>Number</u>	<u>Percent</u>	<u>Number</u>	<u>Percent</u>
Total Population	542		13,060		135,947		3,966,073	
Gender								
Female	290	53.5%	6,829	52.3%	71,733	52.8%	2,073,696	52.3%
Male	252	46.5%	6,231	47.7%	64,214	47.2%	1,892,377	47.7%
Ethnicity								
Speak Purepecha	12	2.5%	2,477	21.1%	14,917	12.4%	113,166	3.2%
Age								
0 - 14	167	30.8%	4,088	31.5%	44,789	33.4%	1,289,187	33.1%
15 - 59	319	58.9%	7,248	55.8%	76,418	56.9%	2,234,494	57.4%
60 and Over	56	10.3%	1,659	12.8%	13,016	9.7%	372,115	9.6%
Insurance								
Uninsured	421	77.7%	11,406	87.3%	107,075	78.8%	2,787,423	70.3%
SP	0	0.0%	17	0.1%	1,750	1.3%	88,652	2.2%
IMSS	105	19.4%	806	6.2%	13,646	10.0%	746,626	18.8%
ISSSTE	10	1.8%	721	5.5%	10,130	7.5%	223,990	5.6%
Illiteracy								
Total	55	14.7%	1,454	16.3%	11,627	13.0%	327,594	12.6%
Female	37	17.7%	943	19.9%	7,302	15.0%	185,444	13.2%
Male	18	10.8%	511	12.3%	4,325	10.6%	142,150	11.8%
Other Indicators								
Total Households	129		2,995		30,995		937,373	
Female Headed Household	23	17.8%	625	20.9%	7,085	22.9%	222,712	23.8%
Total Dwellings	120		2,849		29,050		913,390	
No Sewer Drain	73	60.8%	1,571	55.1%	7,320	25.2%	120,500	13.2%
No Refrigerator	55	45.8%	1,381	48.5%	10,872	37.4%	210,858	23.1%
Dirt floor	12	10.0%	559	19.6%	6,092	21.0%	127,329	13.9%

**Total Births in 2005, by Place of Birth  
and Provider Type (Source: INEGI)**

<u>Municipio of Birth</u>	<u>Provider Type</u>	<u>#</u>	<u>%</u>
Pátzcuaro	Public	7	50.0%
Erongarícuaro	Private	4	28.6%
Zamora	Public	1	7.1%
Morelia	Public	1	7.1%
Apatzingan	Public	1	7.1%
<b>Total</b>		<b>14</b>	<b>100.0%</b>

**Total Deaths in 2005, by Sex  
and Cause of Death (Source: INEGI)**

<u>F E M A L E S</u>			<u>M A L E S</u>		
<u>Cause of Death</u>	<u>#</u>	<u>%</u>	<u>Cause of Death</u>	<u>#</u>	<u>%</u>
Hypertension	1	100.0%	Diabetes	14	100.0%
<b>Total</b>	<b>1</b>	<b>100.0%</b>	<b>Total</b>	<b>14</b>	<b>100.0%</b>

## Appendix A - Arocutín Community Health Profile

### Results from the Mujeres Aliadas Birth Survey of 2009 (For women who gave birth between 2004 and 2009)

<u>Site of Prenatal Care</u>	<u>#</u>	<u>%</u>
Arocutín-IMSS-Op	14	77.8%
Zamora-ISSSTE	1	5.6%
Pátzcuaro-Particular	1	5.6%
Pátzcuaro-Hospital Civil	1	5.6%
Ajuno-IMSS-Op	1	5.6%
<b>Total</b>	<b>18</b>	<b>100.0%</b>

<u>Site of Delivery</u>	<u>#</u>	<u>%</u>
Pátzcuaro-Hospital Regional	5	27.8%
Ario de Rosales-IMSS/OP	5	27.8%
Zamora-ISSSTE	2	11.1%
Arocutín-Casa	2	11.1%
Pátzcuaro-Particular	1	5.6%
Pátzcuaro-Hospital Civil	1	5.6%
Morelia-IMSS	1	5.6%
Erongarícuaro-Particular	1	5.6%
<b>Total</b>	<b>18</b>	<b>100.0%</b>

<u>Education</u>	<u>#</u>	<u>%</u>	<u>All Surveys*</u>
None	0	0.0%	4.8%
Primary	17	94.4%	50.4%
Secondary	1	5.6%	34.7%
High School	0	0.0%	8.5%
College	0	0.0%	1.6%
<b>Total</b>	<b>18</b>	<b>100.0%</b>	<b>100.0%</b>

<u>Insurance</u>	<u>#</u>	<u>%</u>	<u>All Surveys*</u>
None	9	64.3%	55.3%
SP	2	14.3%	36.1%
IMSS	1	7.1%	5.8%
ISSSTE	2	14.3%	2.9%
<b>Total</b>	<b>14</b>	<b>100.0%</b>	<b>100.0%</b>

<u>Purepecha</u>	<u>#</u>	<u>%</u>	<u>All Surveys*</u>
No	8	44.4%	54.9%
Si	10	55.6%	45.1%
<b>Total</b>	<b>18</b>	<b>100.0%</b>	<b>100.0%</b>

<u>Oportunidades</u>	<u>#</u>	<u>%</u>	<u>All Surveys*</u>
No	9	50.0%	64.2%
Si	9	50.0%	35.8%
<b>Total</b>	<b>18</b>	<b>100.0%</b>	<b>100.0%</b>

<u>Last Birth a Cesarean</u>	<u>#</u>	<u>%</u>	<u>All Surveys*</u>
No	12	66.7%	68.1%
Si	6	33.3%	31.9%
<b>Total</b>	<b>18</b>	<b>100.0%</b>	<b>100.0%</b>

<u>Prefer Family at Birth</u>	<u>#</u>	<u>%</u>	<u>All Surveys*</u>
No	7	50.0%	29.8%
Si	7	50.0%	70.2%
<b>Total</b>	<b>14</b>	<b>100.0%</b>	<b>100.0%</b>

<u>Next Birth With</u>	<u>#</u>	<u>%</u>	<u>All Surveys*</u>
Doctor	2	11.1%	13.6%
Doctor/a	2	11.1%	7.3%
Doctora	10	55.6%	49.3%
Midwife	1	5.6%	9.4%
Not important	3	16.7%	18.6%
Nurse	0	0.0%	1.6%
<b>Total</b>	<b>18</b>	<b>100.0%</b>	<b>100.0%</b>

<u>Next Birth Where</u>	<u>#</u>	<u>%</u>	<u>All Surveys*</u>
House	4	23.5%	18.9%
Private Hospital	4	23.5%	25.5%
Public Hospital	9	52.9%	55.6%
<b>Total</b>	<b>17</b>	<b>100.0%</b>	<b>100.0%</b>

\* - The column "All Surveys" includes all 386 birth surveys performed to date.



## **Appendix A - Arocutín Community Health Profile**

### **Municipio: Erongarícuaro**

#### **Nearest Health Care Resources**

	<b><u>Community</u></b>	<b><u>Driving Time</u></b> <b><u>(minutes)</u></b>
<b>Imss-Op Catchment Facility:</b>	Arocutín	0
<b>Nearest SSA Facility:</b>	Erongarícuaro	9
<b>Nearest Public Facility for Births:</b>	Pátzcuaro	25
<b>Nearest Private Facility for Births:</b>	Erongarícuaro	9
<b>Nearest Midwife:</b>	Arocutín	0

**Appendix A - Charahuén Community Health Profile**

**Municipio: Erongarícuaro**

Census Statistics 2005	Community <u>Charahuén</u>		Municipio <u>Erongarícuaro</u>		All 5 Municipios		Michoacán	
	<u>Number</u>	<u>Percent</u>	<u>Number</u>	<u>Percent</u>	<u>Number</u>	<u>Percent</u>	<u>Number</u>	<u>Percent</u>
Total Population	303		13,060		135,947		3,966,073	
Gender								
Female	159	52.5%	6,829	52.3%	71,733	52.8%	2,073,696	52.3%
Male	144	47.5%	6,231	47.7%	64,214	47.2%	1,892,377	47.7%
Ethnicity								
Speak Purepecha	1	0.4%	2,477	21.1%	14,917	12.4%	113,166	3.2%
Age								
0 - 14	115	38.0%	4,088	31.5%	44,789	33.4%	1,289,187	33.1%
15 - 59	155	51.2%	7,248	55.8%	76,418	56.9%	2,234,494	57.4%
60 and Over	33	10.9%	1,659	12.8%	13,016	9.7%	372,115	9.6%
Insurance								
Uninsured	286	94.4%	11,406	87.3%	107,075	78.8%	2,787,423	70.3%
SP	5	1.7%	17	0.1%	1,750	1.3%	88,652	2.2%
IMSS	10	3.3%	806	6.2%	13,646	10.0%	746,626	18.8%
ISSSTE	2	0.7%	721	5.5%	10,130	7.5%	223,990	5.6%
Illiteracy								
Total	26	13.8%	1,454	16.3%	11,627	13.0%	327,594	12.6%
Female	11	11.1%	943	19.9%	7,302	15.0%	185,444	13.2%
Male	15	16.9%	511	12.3%	4,325	10.6%	142,150	11.8%
Other Indicators								
Total Households	70		2,995		30,995		937,373	
Female Headed Household	7	10.0%	625	20.9%	7,085	22.9%	222,712	23.8%
Total Dwellings	62		2,849		29,050		913,390	
No Sewer Drain	55	88.7%	1,571	55.1%	7,320	25.2%	120,500	13.2%
No Refrigerator	45	72.6%	1,381	48.5%	10,872	37.4%	210,858	23.1%
Dirt floor	21	33.9%	559	19.6%	6,092	21.0%	127,329	13.9%

**Total Births in 2005, by Place of Birth  
and Provider Type (Source: INEGI)**

<u>Municipio of Birth</u>	<u>Provider Type</u>	<u>#</u>	<u>%</u>
-------------------------------	----------------------	----------	----------

**Total Deaths in 2005, by Sex  
and Cause of Death (Source: INEGI)**

<u>F E M A L E S</u>			<u>M A L E S</u>		
<u>Cause of Death</u>	<u>#</u>	<u>%</u>	<u>Cause of Death</u>	<u>#</u>	<u>%</u>

## Appendix A - Charahuén Community Health Profile

### Municipio: Erongarícuaro

#### Results from the Mujeres Aliadas Birth Survey of 2009 (For women who gave birth between 2004 and 2009)

<u>Site of Prenatal Care</u>	<u>#</u>	<u>%</u>
Ajuno-IMSS-Op	15	93.8%
Pátzcuaro-Particular	1	6.3%
<b>Total</b>	<b>16</b>	<b>100.0%</b>

<u>Site of Delivery</u>	<u>#</u>	<u>%</u>
Pátzcuaro-Hospital Regional	9	56.3%
Pátzcuaro-Hospital Civil	4	25.0%
Pátzcuaro-Particular	2	12.5%
Morelia-IMSS	1	6.3%
<b>Total</b>	<b>16</b>	<b>100.0%</b>

<u>Education</u>	<u>#</u>	<u>%</u>	<u>All Surveys*</u>
None	2	13.3%	4.8%
Primary	9	60.0%	50.4%
Secondary	3	20.0%	34.7%
High School	1	6.7%	8.5%
College	0	0.0%	1.6%
<b>Total</b>	<b>15</b>	<b>100.0%</b>	<b>100.0%</b>

<u>Insurance</u>	<u>#</u>	<u>%</u>	<u>All Surveys*</u>
None	11	68.8%	55.3%
SP	4	25.0%	36.1%
IMSS	1	6.3%	5.8%
ISSSTE	0	0.0%	2.9%
<b>Total</b>	<b>16</b>	<b>100.0%</b>	<b>100.0%</b>

<u>Purepecha</u>	<u>#</u>	<u>%</u>	<u>All Surveys*</u>
No	11	68.8%	54.9%
Si	5	31.3%	45.1%
<b>Total</b>	<b>16</b>	<b>100.0%</b>	<b>100.0%</b>

<u>Oportunidades</u>	<u>#</u>	<u>%</u>	<u>All Surveys*</u>
No	6	37.5%	64.2%
Si	10	62.5%	35.8%
<b>Total</b>	<b>16</b>	<b>100.0%</b>	<b>100.0%</b>

<u>Last Birth a Cesarean</u>	<u>#</u>	<u>%</u>	<u>All Surveys*</u>
No	13	81.3%	68.1%
Si	3	18.8%	31.9%
<b>Total</b>	<b>16</b>	<b>100.0%</b>	<b>100.0%</b>

<u>Prefer Family at Birth</u>	<u>#</u>	<u>%</u>	<u>All Surveys*</u>
No	3	30.0%	29.8%
Si	7	70.0%	70.2%
<b>Total</b>	<b>10</b>	<b>100.0%</b>	<b>100.0%</b>

<u>Next Birth With</u>	<u>#</u>	<u>%</u>	<u>All Surveys*</u>
Doctor	5	31.3%	13.6%
Doctor/a	0	0.0%	7.3%
Doctora	7	43.8%	49.3%
Midwife	1	6.3%	9.4%
Not important	3	18.8%	18.6%
Nurse	0	0.0%	1.6%
<b>Total</b>	<b>16</b>	<b>100.0%</b>	<b>100.0%</b>

<u>Next Birth Where</u>	<u>#</u>	<u>%</u>	<u>All Surveys*</u>
House	2	12.5%	18.9%
Private Hospital	3	18.8%	25.5%
Public Hospital	11	68.8%	55.6%
<b>Total</b>	<b>16</b>	<b>100.0%</b>	<b>100.0%</b>

\* - The column "All Surveys" includes all 386 birth surveys performed to date.

**Appendix A - Charahuén Community Health Profile**

**Municipio: Erongarícuaro**

**Nearest Health Care Resources**

	<b><u>Community</u></b>	<b><u>Driving Time (minutes)</u></b>
<b>Imss-Op Catchment Facility:</b>	Ajuno	5
<b>Nearest SSA Facility:</b>	Erongarícuaro	17
<b>Nearest Public Facility for Births:</b>	Pátzcuaro	25
<b>Nearest Private Facility for Births:</b>	Erongarícuaro	7
<b>Nearest Midwife:</b>	Arocutín	9

## Appendix A - Condébaro Community Health Profile

### Municipio: Pátzcuaro

Census Statistics 2005	Community Condébaro		Municipio Pátzcuaro		All 5 Municipios		Michoacán	
	Number	Percent	Number	Percent	Number	Percent	Number	Percent
Total Population	214		79,868		135,947		3,966,073	
Gender								
Female	113	52.8%	42,171	52.8%	71,733	52.8%	2,073,696	52.3%
Male	101	47.2%	37,697	47.2%	64,214	47.2%	1,892,377	47.7%
Ethnicity								
Speak Purepecha	5	2.7%	3,987	5.7%	14,917	12.4%	113,166	3.2%
Age								
0 - 14	93	43.5%	26,535	33.8%	44,789	33.4%	1,289,187	33.1%
15 - 59	104	48.6%	44,818	57.2%	76,418	56.9%	2,234,494	57.4%
60 and Over	17	7.9%	7,038	9.0%	13,016	9.7%	372,115	9.6%
Insurance								
Uninsured	211	98.6%	57,838	72.4%	107,075	78.8%	2,787,423	70.3%
SP	0	0.0%	1,659	2.1%	1,750	1.3%	88,652	2.2%
IMSS	0	0.0%	10,660	13.3%	13,646	10.0%	746,626	18.8%
ISSSTE	0	0.0%	7,043	8.8%	10,130	7.5%	223,990	5.6%
Illiteracy								
Total	41	33.9%	5,613	10.8%	11,627	13.0%	327,594	12.6%
Female	21	31.3%	3,470	12.3%	7,302	15.0%	185,444	13.2%
Male	20	37.0%	2,143	9.1%	4,325	10.6%	142,150	11.8%
Other Indicators								
Total Households	42		18,034		30,995		937,373	
Female Headed Household	7	16.7%	4,379	24.3%	7,085	22.9%	222,712	23.8%
Total Dwellings	42		16,925		29,050		913,390	
No Sewer Drain	23	54.8%	3,536	20.9%	7,320	25.2%	120,500	13.2%
No Refrigerator	41	97.6%	5,837	34.5%	10,872	37.4%	210,858	23.1%
Dirt floor	41	97.6%	3,583	21.2%	6,092	21.0%	127,329	13.9%

#### Total Births in 2005, by Place of Birth and Provider Type (Source: INEGI)

Municipio of Birth	Provider Type	#	%
Pátzcuaro	Public	3	50.0%
Pátzcuaro	Midwife	2	33.3%
Lagunillas	Private	1	16.7%
<b>Total</b>		<b>6</b>	<b>100.0%</b>

#### Total Deaths in 2005, by Sex and Cause of Death (Source: INEGI)

F E M A L E S			M A L E S		
Cause of Death	#	%	Cause of Death	#	%
Diabetes	8	100.0%	Ischaemic heart dis.	1	100.0%
<b>Total</b>	<b>8</b>	<b>100.0%</b>	<b>Total</b>	<b>1</b>	<b>100.0%</b>

## Appendix A - Condébaro Community Health Profile

### Municipio: Pátzcuaro

#### Results from the Mujeres Aliadas Birth Survey of 2009 (For women who gave birth between 2004 and 2009)

<u>Site of Prenatal Care</u>	<u>#</u>	<u>%</u>
Condébaro-Casa de Salud	5	50.0%
Huiramba-Particular	2	20.0%
Quiríngaro-Partera	1	10.0%
Pátzcuaro-Particular	1	10.0%
Las Tablas-Casa de Salud	1	10.0%
<b>Total</b>	<b>10</b>	<b>100.0%</b>

<u>Site of Delivery</u>	<u>#</u>	<u>%</u>
Quiríngaro-Casa	4	40.0%
Pátzcuaro-Hospital Regional	2	20.0%
Huiramba-Particular	2	20.0%
Pátzcuaro-Particular	1	10.0%
Morelia-Hospital de la Mujer	1	10.0%
<b>Total</b>	<b>10</b>	<b>100.0%</b>

<u>Education</u>	<u>#</u>	<u>%</u>	<u>All Surveys*</u>
None	0	0.0%	4.8%
Primary	10	100.0%	50.4%
Secondary	0	0.0%	34.7%
High School	0	0.0%	8.5%
College	0	0.0%	1.6%
<b>Total</b>	<b>10</b>	<b>100.0%</b>	<b>100.0%</b>

<u>Insurance</u>	<u>#</u>	<u>%</u>	<u>All Surveys*</u>
None	2	20.0%	55.3%
SP	8	80.0%	36.1%
IMSS	0	0.0%	5.8%
ISSSTE	0	0.0%	2.9%
<b>Total</b>	<b>10</b>	<b>100.0%</b>	<b>100.0%</b>

<u>Purepecha</u>	<u>#</u>	<u>%</u>	<u>All Surveys*</u>
No	10	100.0%	54.9%
Si	0	0.0%	45.1%
<b>Total</b>	<b>10</b>	<b>100.0%</b>	<b>100.0%</b>

<u>Oportunidades</u>	<u>#</u>	<u>%</u>	<u>All Surveys*</u>
No	6	60.0%	64.2%
Si	4	40.0%	35.8%
<b>Total</b>	<b>10</b>	<b>100.0%</b>	<b>100.0%</b>

<u>Last Birth a Cesarean</u>	<u>#</u>	<u>%</u>	<u>All Surveys*</u>
No	8	80.0%	68.1%
Si	2	20.0%	31.9%
<b>Total</b>	<b>10</b>	<b>100.0%</b>	<b>100.0%</b>

<u>Prefer Family at Birth</u>	<u>#</u>	<u>%</u>	<u>All Surveys*</u>
No	0	0.0%	29.8%
Si	6	100.0%	70.2%
<b>Total</b>	<b>6</b>	<b>100.0%</b>	<b>100.0%</b>

<u>Next Birth With</u>	<u>#</u>	<u>%</u>	<u>All Surveys*</u>
Doctor	0	0.0%	13.6%
Doctor/a	0	0.0%	7.3%
Doctora	4	40.0%	49.3%
Midwife	3	30.0%	9.4%
Not important	3	30.0%	18.6%
Nurse	0	0.0%	1.6%
<b>Total</b>	<b>10</b>	<b>100.0%</b>	<b>100.0%</b>

<u>Next Birth Where</u>	<u>#</u>	<u>%</u>	<u>All Surveys*</u>
House	6	60.0%	18.9%
Private Hospital	2	20.0%	25.5%
Public Hospital	2	20.0%	55.6%
<b>Total</b>	<b>10</b>	<b>100.0%</b>	<b>100.0%</b>

\* - The column "All Surveys" includes all 386 birth surveys performed to date.

## **Appendix A - Condébaro Community Health Profile**

### **Municipio: Pátzcuaro**

#### **Nearest Health Care Resources**

	<b><u>Community</u></b>	<b><u>Driving Time</u></b> <b><u>(minutes)</u></b>
<b>Imss-Op Catchment Facility:</b>	Condébaro - Casa de	0
<b>Nearest SSA Facility:</b>	Cuanajo	25
<b>Nearest Public Facility for Births:</b>	Pátzcuaro	55
<b>Nearest Private Facility for Births:</b>	Huiramba	30
<b>Nearest Midwife:</b>	Cuanajo	25

## Appendix A - Cuanajo Community Health Profile

### Municipio: Pátzcuaro

Census Statistics 2005	Community Cuanajo		Municipio Pátzcuaro		All 5 Municipios		Michoacán	
	Number	Percent	Number	Percent	Number	Percent	Number	Percent
Total Population	4,704		79,868		135,947		3,966,073	
Gender								
Female	2,470	52.5%	42,171	52.8%	71,733	52.8%	2,073,696	52.3%
Male	2,234	47.5%	37,697	47.2%	64,214	47.2%	1,892,377	47.7%
Ethnicity								
Speak Purepecha	1,461	36.1%	3,987	5.7%	14,917	12.4%	113,166	3.2%
Age								
0 - 14	1,621	36.0%	26,535	33.8%	44,789	33.4%	1,289,187	33.1%
15 - 59	2,434	54.0%	44,818	57.2%	76,418	56.9%	2,234,494	57.4%
60 and Over	450	10.0%	7,038	9.0%	13,016	9.7%	372,115	9.6%
Insurance								
Uninsured	4,221	89.7%	57,838	72.4%	107,075	78.8%	2,787,423	70.3%
SP	3	0.1%	1,659	2.1%	1,750	1.3%	88,652	2.2%
IMSS	209	4.4%	10,660	13.3%	13,646	10.0%	746,626	18.8%
ISSSTE	40	0.9%	7,043	8.8%	10,130	7.5%	223,990	5.6%
Illiteracy								
Total	636	22.1%	5,613	10.8%	11,627	13.0%	327,594	12.6%
Female	387	24.6%	3,470	12.3%	7,302	15.0%	185,444	13.2%
Male	249	19.0%	2,143	9.1%	4,325	10.6%	142,150	11.8%
Other Indicators								
Total Households	1,016		18,034		30,995		937,373	
Female Headed Household	248	24.4%	4,379	24.3%	7,085	22.9%	222,712	23.8%
Total Dwellings	965		16,925		29,050		913,390	
No Sewer Drain	506	52.4%	3,536	20.9%	7,320	25.2%	120,500	13.2%
No Refrigerator	649	67.3%	5,837	34.5%	10,872	37.4%	210,858	23.1%
Dirt floor	548	56.8%	3,583	21.2%	6,092	21.0%	127,329	13.9%

### Total Births in 2005, by Place of Birth and Provider Type (Source: INEGI)

Municipio of Birth	Provider Type	#	%
Pátzcuaro	Public	28	36.4%
Pátzcuaro	Midwife	25	32.5%
Pátzcuaro	Private	12	15.6%
Morelia	Public	4	5.2%
Morelia	Private	3	3.9%
Not In Michoacán	Public	2	2.6%
Not In Michoacán	Private	1	1.3%
Pátzcuaro	Unknown	1	1.3%
Ario de Rosales	Public	1	1.3%
<b>Total</b>		<b>77</b>	<b>100.0%</b>

### Total Deaths in 2005, by Sex and Cause of Death (Source: INEGI)

FEMALES			MALES		
Cause of Death	#	%	Cause of Death	#	%
Alcoholic liver dis.	2	18.2%	Alcoholic liver dis.	2	11.1%
Other respiratory dis.	2	18.2%	Cancer - Liver	3	16.7%
Senility	2	18.2%	Cancer - Testis	1	5.6%
Suicide	4	36.4%	Cancer -	1	5.6%
Unknown	1	9.1%	Diabetes	6	33.3%
<b>Total</b>	<b>11</b>	<b>100.0%</b>	Ischaemic heart dis.	2	11.1%
			Mental dis./alcohol	2	11.1%
			Unknown	1	5.6%
			<b>Total</b>	<b>18</b>	<b>100.0%</b>



## Appendix A - Cuanajo Community Health Profile

### Municipio: Pátzcuaro

#### Results from the Mujeres Aliadas Birth Survey of 2009 (For women who gave birth between 2004 and 2009)

<u>Site of Prenatal Care</u>	<u>#</u>	<u>%</u>
Cuanajo-IMSS-Op	17	77.3%
Cuanajo-Particular	2	9.1%
Pátzcuaro-Hospital Regional	1	4.5%
El Manzanillal-Clinica Juchari	1	4.5%
Cuanajo-Sec. de Salud	1	4.5%
<b>Total</b>	<b>22</b>	<b>100.0%</b>

<u>Site of Delivery</u>	<u>#</u>	<u>%</u>
Cuanajo-Casa	6	27.3%
Pátzcuaro-Hospital Regional	5	22.7%
Morelia-Hospital de la Mujer	3	13.6%
Morelia-Hospital Civil	3	13.6%
Pátzcuaro-Particular	1	4.5%
Pátzcuaro-Hospital Civil	1	4.5%
Cucuchucho-Casa	1	4.5%
Cuanajo-Particular	1	4.5%
Cuanajo-IMSS/OP Clínica	1	4.5%
<b>Total</b>	<b>22</b>	<b>100.0%</b>

<u>Education</u>	<u>#</u>	<u>%</u>	<u>All Surveys*</u>
None	1	4.5%	4.8%
Primary	10	45.5%	50.4%
Secondary	9	40.9%	34.7%
High School	2	9.1%	8.5%
College	0	0.0%	1.6%
<b>Total</b>	<b>22</b>	<b>100.0%</b>	<b>100.0%</b>

<u>Insurance</u>	<u>#</u>	<u>%</u>	<u>All Surveys*</u>
None	12	57.1%	55.3%
SP	9	42.9%	36.1%
IMSS	0	0.0%	5.8%
ISSSTE	0	0.0%	2.9%
<b>Total</b>	<b>21</b>	<b>100.0%</b>	<b>100.0%</b>

<u>Purepecha</u>	<u>#</u>	<u>%</u>	<u>All Surveys*</u>
No	7	31.8%	54.9%
Si	15	68.2%	45.1%
<b>Total</b>	<b>22</b>	<b>100.0%</b>	<b>100.0%</b>

<u>Oportunidades</u>	<u>#</u>	<u>%</u>	<u>All Surveys*</u>
No	15	68.2%	64.2%
Si	7	31.8%	35.8%
<b>Total</b>	<b>22</b>	<b>100.0%</b>	<b>100.0%</b>

<u>Last Birth a Cesarean</u>	<u>#</u>	<u>%</u>	<u>All Surveys*</u>
No	20	90.9%	68.1%
Si	2	9.1%	31.9%
<b>Total</b>	<b>22</b>	<b>100.0%</b>	<b>100.0%</b>

<u>Prefer Family at Birth</u>	<u>#</u>	<u>%</u>	<u>All Surveys*</u>
No	2	22.2%	29.8%
Si	7	77.8%	70.2%
<b>Total</b>	<b>9</b>	<b>100.0%</b>	<b>100.0%</b>

<u>Next Birth With</u>	<u>#</u>	<u>%</u>	<u>All Surveys*</u>
Doctor	1	4.5%	13.6%
Doctor/a	0	0.0%	7.3%
Doctora	8	36.4%	49.3%
Midwife	6	27.3%	9.4%
Not important	7	31.8%	18.6%
Nurse	0	0.0%	1.6%
<b>Total</b>	<b>22</b>	<b>100.0%</b>	<b>100.0%</b>

<u>Next Birth Where</u>	<u>#</u>	<u>%</u>	<u>All Surveys*</u>
House	9	40.9%	18.9%
Private Hospital	2	9.1%	25.5%
Public Hospital	11	50.0%	55.6%
<b>Total</b>	<b>22</b>	<b>100.0%</b>	<b>100.0%</b>

\* - The column "All Surveys" includes all 386 birth surveys performed to date.

**Appendix A - Cuanajo Community Health Profile**

**Municipio: Pátzcuaro**

**Nearest Health Care Resources**

	<b><u>Community</u></b>	<b><u>Driving Time (minutes)</u></b>
<b>Imss-Op Catchment Facility:</b>	Cuanajo	0
<b>Nearest SSA Facility:</b>	Cuanajo	0
<b>Nearest Public Facility for Births:</b>	Pátzcuaro	25
<b>Nearest Private Facility for Births:</b>	Pátzcuaro	25
<b>Nearest Midwife:</b>	Cuanajo	0

## Appendix A - Cucuchucho Community Health Profile

### Municipio: Tzintzuntzan

Census Statistics 2005	Community Cucuchucho		Municipio Tzintzuntzan		All 5 Municipios		Michoacán	
	Number	Percent	Number	Percent	Number	Percent	Number	Percent
Total Population	1,185		12,259		135,947		3,966,073	
Gender								
Female	603	50.9%	6,580	53.7%	71,733	52.8%	2,073,696	52.3%
Male	582	49.1%	5,679	46.3%	64,214	47.2%	1,892,377	47.7%
Ethnicity								
Speak Purepecha	119	11.5%	1,743	15.8%	14,917	12.4%	113,166	3.2%
Age								
0 - 14	453	38.6%	4,101	33.6%	44,789	33.4%	1,289,187	33.1%
15 - 59	650	55.3%	6,856	56.2%	76,418	56.9%	2,234,494	57.4%
60 and Over	72	6.1%	1,253	10.3%	13,016	9.7%	372,115	9.6%
Insurance								
Uninsured	999	84.3%	10,668	87.0%	107,075	78.8%	2,787,423	70.3%
SP	0	0.0%	10	0.1%	1,750	1.3%	88,652	2.2%
IMSS	47	4.0%	428	3.5%	13,646	10.0%	746,626	18.8%
ISSSTE	119	10.0%	1,075	8.8%	10,130	7.5%	223,990	5.6%
Illiteracy								
Total	92	12.7%	1,230	15.2%	11,627	13.0%	327,594	12.6%
Female	65	17.6%	794	17.6%	7,302	15.0%	185,444	13.2%
Male	27	7.6%	436	12.1%	4,325	10.6%	142,150	11.8%
Other Indicators								
Total Households	242		2,715		30,995		937,373	
Female Headed Household	32	13.2%	513	18.9%	7,085	22.9%	222,712	23.8%
Total Dwellings	226		2,557		29,050		913,390	
No Sewer Drain	115	50.9%	1,085	42.4%	7,320	25.2%	120,500	13.2%
No Refrigerator	144	63.7%	1,219	47.7%	10,872	37.4%	210,858	23.1%
Dirt floor	55	24.3%	471	18.4%	6,092	21.0%	127,329	13.9%

### Total Births in 2005, by Place of Birth and Provider Type (Source: INEGI)

Municipio of Birth	Provider Type	#	%
Pátzcuaro	Public	20	71.4%
Morelia	Public	6	21.4%
Quiroga	Private	1	3.6%
Pátzcuaro	Private	1	3.6%
<b>Total</b>		<b>28</b>	<b>100.0%</b>

### Total Deaths in 2005, by Sex and Cause of Death (Source: INEGI)

F E M A L E S			M A L E S		
Cause of Death	#	%	Cause of Death	#	%
Cirrhosis of liver	1	11.1%	Cancer - Lymph.	1	6.3%
Diabetes	8	88.9%	Diabetes	6	37.5%
<b>Total</b>	<b>9</b>	<b>100.0%</b>	Other accidents	3	18.8%
			Renal failure	2	12.5%
			Suicide/homicide/ac	4	25.0%
			<b>Total</b>	<b>16</b>	<b>100.0%</b>

## Appendix A - Cucuchucho Community Health Profile

### Municipio: Tzintzuntzan

#### Results from the Mujeres Aliadas Birth Survey of 2009 (For women who gave birth between 2004 and 2009)

<u>Site of Prenatal Care</u>	<u>#</u>	<u>%</u>
Cucuchucho-IMSS-Op	11	64.7%
No prenatal care	2	11.8%
Pátzcuaro-Hospital Civil	1	5.9%
Morelia-Hospital Civil	1	5.9%
Ihuatzio-IMSS-Op	1	5.9%
Cuanojo-Sec. de Salud	1	5.9%
<b>Total</b>	<b>17</b>	<b>100.0%</b>

<u>Site of Delivery</u>	<u>#</u>	<u>%</u>
Pátzcuaro-Hospital Regional	9	52.9%
Pátzcuaro-Hospital Civil	3	17.6%
Pátzcuaro-Particular	1	5.9%
Morelia-IMSS	1	5.9%
Morelia-Hospital de la Mujer	1	5.9%
Morelia-Hospital Civil	1	5.9%
Ario de Rosales-IMSS/OP	1	5.9%
<b>Total</b>	<b>17</b>	<b>100.0%</b>

<u>Education</u>	<u>#</u>	<u>%</u>	<u>All Surveys*</u>
None	2	12.5%	4.8%
Primary	9	56.3%	50.4%
Secondary	5	31.3%	34.7%
High School	0	0.0%	8.5%
College	0	0.0%	1.6%
<b>Total</b>	<b>16</b>	<b>100.0%</b>	<b>100.0%</b>

<u>Insurance</u>	<u>#</u>	<u>%</u>	<u>All Surveys*</u>
None	12	70.6%	55.3%
SP	4	23.5%	36.1%
IMSS	1	5.9%	5.8%
ISSSTE	0	0.0%	2.9%
<b>Total</b>	<b>17</b>	<b>100.0%</b>	<b>100.0%</b>

<u>Purepecha</u>	<u>#</u>	<u>%</u>	<u>All Surveys*</u>
No	4	23.5%	54.9%
Si	13	76.5%	45.1%
<b>Total</b>	<b>17</b>	<b>100.0%</b>	<b>100.0%</b>

<u>Oportunidades</u>	<u>#</u>	<u>%</u>	<u>All Surveys*</u>
No	11	64.7%	64.2%
Si	6	35.3%	35.8%
<b>Total</b>	<b>17</b>	<b>100.0%</b>	<b>100.0%</b>

<u>Last Birth a Cesarean</u>	<u>#</u>	<u>%</u>	<u>All Surveys*</u>
No	11	64.7%	68.1%
Si	6	35.3%	31.9%
<b>Total</b>	<b>17</b>	<b>100.0%</b>	<b>100.0%</b>

<u>Prefer Family at Birth</u>	<u>#</u>	<u>%</u>	<u>All Surveys*</u>
No	5	35.7%	29.8%
Si	9	64.3%	70.2%
<b>Total</b>	<b>14</b>	<b>100.0%</b>	<b>100.0%</b>

<u>Next Birth With</u>	<u>#</u>	<u>%</u>	<u>All Surveys*</u>
Doctor	0	0.0%	13.6%
Doctor/a	1	5.9%	7.3%
Doctora	5	29.4%	49.3%
Midwife	3	17.6%	9.4%
Not important	8	47.1%	18.6%
Nurse	0	0.0%	1.6%
<b>Total</b>	<b>17</b>	<b>100.0%</b>	<b>100.0%</b>

<u>Next Birth Where</u>	<u>#</u>	<u>%</u>	<u>All Surveys*</u>
House	5	29.4%	18.9%
Private Hospital	3	17.6%	25.5%
Public Hospital	9	52.9%	55.6%
<b>Total</b>	<b>17</b>	<b>100.0%</b>	<b>100.0%</b>

\* - The column "All Surveys" includes all 386 birth surveys performed to date.

**Appendix A - Cucuchucho Community Health Profile**

**Municipio: Tzintzuntzan**

**Nearest Health Care Resources**

	<b><u>Community</u></b>	<b><u>Driving Time (minutes)</u></b>
<b>Imss-Op Catchment Facility:</b>	Cucuchucho	0
<b>Nearest SSA Facility:</b>	Tzintzuntzan	15
<b>Nearest Public Facility for Births:</b>	Pátzcuaro	25
<b>Nearest Private Facility for Births:</b>	Pátzcuaro	25
<b>Nearest Midwife:</b>	Cucuchucho	0

## Appendix A - Erongarícuaro Community Health Profile

### Municipio: Erongarícuaro

Census Statistics 2005	Community Erongarícuaro		Municipio Erongarícuaro		All 5 Municipios		Michoacán	
	Number	Percent	Number	Percent	Number	Percent	Number	Percent
Total Population	2,521		13,060		135,947		3,966,073	
Gender								
Female	1,277	50.7%	6,829	52.3%	71,733	52.8%	2,073,696	52.3%
Male	1,244	49.3%	6,231	47.7%	64,214	47.2%	1,892,377	47.7%
Ethnicity								
Speak Purepecha	38	1.7%	2,477	21.1%	14,917	12.4%	113,166	3.2%
Age								
0 - 14	785	31.4%	4,088	31.5%	44,789	33.4%	1,289,187	33.1%
15 - 59	1,402	56.0%	7,248	55.8%	76,418	56.9%	2,234,494	57.4%
60 and Over	315	12.6%	1,659	12.8%	13,016	9.7%	372,115	9.6%
Insurance								
Uninsured	1,803	71.5%	11,406	87.3%	107,075	78.8%	2,787,423	70.3%
SP	1	0.0%	17	0.1%	1,750	1.3%	88,652	2.2%
IMSS	442	17.5%	806	6.2%	13,646	10.0%	746,626	18.8%
ISSSTE	255	10.1%	721	5.5%	10,130	7.5%	223,990	5.6%
Illiteracy								
Total	193	11.2%	1,454	16.3%	11,627	13.0%	327,594	12.6%
Female	106	11.9%	943	19.9%	7,302	15.0%	185,444	13.2%
Male	87	10.5%	511	12.3%	4,325	10.6%	142,150	11.8%
Other Indicators								
Total Households	610		2,995		30,995		937,373	
Female Headed Household	158	25.9%	625	20.9%	7,085	22.9%	222,712	23.8%
Total Dwellings	593		2,849		29,050		913,390	
No Sewer Drain	32	5.4%	1,571	55.1%	7,320	25.2%	120,500	13.2%
No Refrigerator	153	25.8%	1,381	48.5%	10,872	37.4%	210,858	23.1%
Dirt floor	76	12.8%	559	19.6%	6,092	21.0%	127,329	13.9%

### Total Births in 2005, by Place of Birth and Provider Type (Source: INEGI)

Municipio of Birth	Provider Type	#	%
Erongarícuaro	Private	17	34.0%
Morelia	Public	10	20.0%
Pátzcuaro	Public	9	18.0%
Pátzcuaro	Private	7	14.0%
Not In Michoacán	Public	2	4.0%
Erongarícuaro	Public	2	4.0%
Los Reyes	Public	1	2.0%
Erongarícuaro	Unknown	1	2.0%
Erongarícuaro	Midwife	1	2.0%
<b>Total</b>		<b>50</b>	<b>100.0%</b>

### Total Deaths in 2005, by Sex and Cause of Death (Source: INEGI)

F E M A L E S				M A L E S			
Cause of Death	#	%		Cause of Death	#	%	
Biliary tract dis.	1	3.7%		Aplastic anemia	1	5.6%	
Cancer - Pancreas	2	7.4%		Cancer - Liver	3	16.7%	
Cerebrovascular dis.	2	7.4%		Cancer - Lung	1	5.6%	
Cirrhosis of liver	1	3.7%		Cancer - Stomach	1	5.6%	
Congenital malf.	1	3.7%		Diabetes	6	33.3%	
Diabetes	16	59.3%		Heart failure	3	16.7%	
Senility	1	3.7%		Hypertension	1	5.6%	
Septicemia	2	7.4%		Senility	1	5.6%	
Unknown	1	3.7%		Transport accidents	1	5.6%	
<b>Total</b>	<b>27</b>	<b>100.0%</b>		<b>Total</b>	<b>18</b>	<b>100.0%</b>	

## Appendix A - Erongarícuaro Community Health Profile

### Municipio: Erongarícuaro

#### Results from the Mujeres Aliadas Birth Survey of 2009 (For women who gave birth between 2004 and 2009)

<u>Site of Prenatal Care</u>	<u>#</u>	<u>%</u>
Erongarícuaro-Sec. de Salud	8	44.4%
Pátzcuaro-Particular	4	22.2%
Pátzcuaro-IMSS	2	11.1%
Erongarícuaro-Particular	2	11.1%
Pátzcuaro-Hospital Regional	1	5.6%
No prenatal care	1	5.6%
<b>Total</b>	<b>18</b>	<b>100.0%</b>

<u>Site of Delivery</u>	<u>#</u>	<u>%</u>
Pátzcuaro-Hospital Regional	7	38.9%
Pátzcuaro-Particular	4	22.2%
Erongarícuaro-Particular	4	22.2%
Morelia-IMSS	1	5.6%
Morelia-Hospital de la Mujer	1	5.6%
Morelia-Hospital Civil	1	5.6%
<b>Total</b>	<b>18</b>	<b>100.0%</b>

<u>Education</u>	<u>#</u>	<u>%</u>	<u>All Surveys*</u>
None	1	5.6%	4.8%
Primary	6	33.3%	50.4%
Secondary	7	38.9%	34.7%
High School	3	16.7%	8.5%
College	1	5.6%	1.6%
<b>Total</b>	<b>18</b>	<b>100.0%</b>	<b>100.0%</b>

<u>Insurance</u>	<u>#</u>	<u>%</u>	<u>All Surveys*</u>
None	9	50.0%	55.3%
SP	8	44.4%	36.1%
IMSS	1	5.6%	5.8%
ISSSTE	0	0.0%	2.9%
<b>Total</b>	<b>18</b>	<b>100.0%</b>	<b>100.0%</b>

<u>Purepecha</u>	<u>#</u>	<u>%</u>	<u>All Surveys*</u>
No	13	72.2%	54.9%
Si	5	27.8%	45.1%
<b>Total</b>	<b>18</b>	<b>100.0%</b>	<b>100.0%</b>

<u>Oportunidades</u>	<u>#</u>	<u>%</u>	<u>All Surveys*</u>
No	15	88.2%	64.2%
Si	2	11.8%	35.8%
<b>Total</b>	<b>17</b>	<b>100.0%</b>	<b>100.0%</b>

<u>Last Birth a Cesarean</u>	<u>#</u>	<u>%</u>	<u>All Surveys*</u>
No	10	55.6%	68.1%
Si	8	44.4%	31.9%
<b>Total</b>	<b>18</b>	<b>100.0%</b>	<b>100.0%</b>

<u>Prefer Family at Birth</u>	<u>#</u>	<u>%</u>	<u>All Surveys*</u>
No	0		29.8%
Si	0		70.2%
<b>Total</b>	<b>0</b>		<b>100.0%</b>

<u>Next Birth With</u>	<u>#</u>	<u>%</u>	<u>All Surveys*</u>
Doctor	5	27.8%	13.6%
Doctor/a	0	0.0%	7.3%
Doctora	11	61.1%	49.3%
Midwife	0	0.0%	9.4%
Not important	2	11.1%	18.6%
Nurse	0	0.0%	1.6%
<b>Total</b>	<b>18</b>	<b>100.0%</b>	<b>100.0%</b>

<u>Next Birth Where</u>	<u>#</u>	<u>%</u>	<u>All Surveys*</u>
House	3	16.7%	18.9%
Private Hospital	3	16.7%	25.5%
Public Hospital	12	66.7%	55.6%
<b>Total</b>	<b>18</b>	<b>100.0%</b>	<b>100.0%</b>

\* - The column "All Surveys" includes all 386 birth surveys performed to date.

**Appendix A - Erongarícuaro Community Health Profile**

**Municipio: Erongarícuaro**

**Nearest Health Care Resources**

<b><u>Community</u></b>	<b><u>Driving Time (minutes)</u></b>
<b>Imss-Op Catchment Facility:</b> None - Uses Eronga SSA	0
<b>Nearest SSA Facility:</b> Erongarícuaro	0
<b>Nearest Public Facility for Births:</b> Pátzcuaro	30
<b>Nearest Private Facility for Births:</b> Erongarícuaro	0
<b>Nearest Midwife:</b> Uricho	5



## Appendix A - Huecorio Community Health Profile

### Municipio: Pátzcuaro

Census Statistics 2005	Community Huecorio		Municipio Pátzcuaro		All 5 Municipios		Michoacán	
	Number	Percent	Number	Percent	Number	Percent	Number	Percent
Total Population	712		79,868		135,947		3,966,073	
Gender								
Female	384	53.9%	42,171	52.8%	71,733	52.8%	2,073,696	52.3%
Male	328	46.1%	37,697	47.2%	64,214	47.2%	1,892,377	47.7%
Ethnicity								
Speak Purepecha	18	2.8%	3,987	5.7%	14,917	12.4%	113,166	3.2%
Age								
0 - 14	194	27.3%	26,535	33.8%	44,789	33.4%	1,289,187	33.1%
15 - 59	414	58.3%	44,818	57.2%	76,418	56.9%	2,234,494	57.4%
60 and Over	102	14.4%	7,038	9.0%	13,016	9.7%	372,115	9.6%
Insurance								
Uninsured	475	66.7%	57,838	72.4%	107,075	78.8%	2,787,423	70.3%
SP	0	0.0%	1,659	2.1%	1,750	1.3%	88,652	2.2%
IMSS	39	5.5%	10,660	13.3%	13,646	10.0%	746,626	18.8%
ISSSTE	192	27.0%	7,043	8.8%	10,130	7.5%	223,990	5.6%
Illiteracy								
Total	47	9.1%	5,613	10.8%	11,627	13.0%	327,594	12.6%
Female	33	11.7%	3,470	12.3%	7,302	15.0%	185,444	13.2%
Male	14	6.0%	2,143	9.1%	4,325	10.6%	142,150	11.8%
Other Indicators								
Total Households	179		18,034		30,995		937,373	
Female Headed Household	28	15.6%	4,379	24.3%	7,085	22.9%	222,712	23.8%
Total Dwellings	172		16,925		29,050		913,390	
No Sewer Drain	40	23.3%	3,536	20.9%	7,320	25.2%	120,500	13.2%
No Refrigerator	36	20.9%	5,837	34.5%	10,872	37.4%	210,858	23.1%
Dirt floor	9	5.2%	3,583	21.2%	6,092	21.0%	127,329	13.9%

### Total Births in 2005, by Place of Birth and Provider Type (Source: INEGI)

Municipio of Birth	Provider Type	#	%
Pátzcuaro	Public	10	58.8%
Morelia	Public	4	23.5%
Pátzcuaro	Private	2	11.8%
Zamora	Public	1	5.9%
<b>Total</b>		<b>17</b>	<b>100.0%</b>

### Total Deaths in 2005, by Sex and Cause of Death (Source: INEGI)

F E M A L E S			M A L E S		
Cause of Death	#	%	Cause of Death	#	%
Other digestive dis.	1	100.0%	Cancer - Liver	3	60.0%
<b>Total</b>	<b>1</b>	<b>100.0%</b>	Septicemia	2	40.0%
			<b>Total</b>	<b>5</b>	<b>100.0%</b>

## Appendix A - Huecorio Community Health Profile

### Municipio: Pátzcuaro

#### Results from the Mujeres Aliadas Birth Survey of 2009 (For women who gave birth between 2004 and 2009)

<u>Site of Prenatal Care</u>	<u>#</u>	<u>%</u>
Pátzcuaro-ISSSTE	3	30.0%
Pátzcuaro-IMSS	3	30.0%
Pátzcuaro-Sec. de Salud	2	20.0%
Santa Ana Chapitiro-IMSS-Op	1	10.0%
Pátzcuaro-Hospital Regional	1	10.0%
<b>Total</b>	<b>10</b>	<b>100.0%</b>

<u>Site of Delivery</u>	<u>#</u>	<u>%</u>
Pátzcuaro-Particular	2	20.0%
Pátzcuaro-ISSSTE Clínica	2	20.0%
Pátzcuaro-IMSS Clínica	2	20.0%
Pátzcuaro-Hospital Regional	2	20.0%
Pátzcuaro-Hospital Civil	1	10.0%
Morelia-ISSSTE	1	10.0%
<b>Total</b>	<b>10</b>	<b>100.0%</b>

<u>Education</u>	<u>#</u>	<u>%</u>	<u>All Surveys*</u>
None	0	0.0%	4.8%
Primary	3	33.3%	50.4%
Secondary	3	33.3%	34.7%
High School	1	11.1%	8.5%
College	2	22.2%	1.6%
<b>Total</b>	<b>9</b>	<b>100.0%</b>	<b>100.0%</b>

<u>Insurance</u>	<u>#</u>	<u>%</u>	<u>All Surveys*</u>
None	4	40.0%	55.3%
SP	0	0.0%	36.1%
IMSS	3	30.0%	5.8%
ISSSTE	3	30.0%	2.9%
<b>Total</b>	<b>10</b>	<b>100.0%</b>	<b>100.0%</b>

<u>Purepecha</u>	<u>#</u>	<u>%</u>	<u>All Surveys*</u>
No	2	22.2%	54.9%
Si	7	77.8%	45.1%
<b>Total</b>	<b>9</b>	<b>100.0%</b>	<b>100.0%</b>

<u>Oportunidades</u>	<u>#</u>	<u>%</u>	<u>All Surveys*</u>
No	8	80.0%	64.2%
Si	2	20.0%	35.8%
<b>Total</b>	<b>10</b>	<b>100.0%</b>	<b>100.0%</b>

<u>Last Birth a Cesarean</u>	<u>#</u>	<u>%</u>	<u>All Surveys*</u>
No	5	50.0%	68.1%
Si	5	50.0%	31.9%
<b>Total</b>	<b>10</b>	<b>100.0%</b>	<b>100.0%</b>

<u>Prefer Family at Birth</u>	<u>#</u>	<u>%</u>	<u>All Surveys*</u>
No	2	22.2%	29.8%
Si	7	77.8%	70.2%
<b>Total</b>	<b>9</b>	<b>100.0%</b>	<b>100.0%</b>

<u>Next Birth With</u>	<u>#</u>	<u>%</u>	<u>All Surveys*</u>
Doctor	0	0.0%	13.6%
Doctor/a	0	0.0%	7.3%
Doctora	6	60.0%	49.3%
Midwife	0	0.0%	9.4%
Not important	4	40.0%	18.6%
Nurse	0	0.0%	1.6%
<b>Total</b>	<b>10</b>	<b>100.0%</b>	<b>100.0%</b>

<u>Next Birth Where</u>	<u>#</u>	<u>%</u>	<u>All Surveys*</u>
House	3	30.0%	18.9%
Private Hospital	4	40.0%	25.5%
Public Hospital	3	30.0%	55.6%
<b>Total</b>	<b>10</b>	<b>100.0%</b>	<b>100.0%</b>

\* - The column "All Surveys" includes all 386 birth surveys performed to date.

**Appendix A - Huecorio Community Health Profile**

**Municipio: Pátzcuaro**

**Nearest Health Care Resources**

<b><u>Community</u></b>	<b><u>Driving Time (minutes)</u></b>
<b>Imss-Op Catchment Facility:</b> None - Uses Pátzcuaro SSA	8
<b>Nearest SSA Facility:</b> Pátzcuaro	8
<b>Nearest Public Facility for Births:</b> Pátzcuaro	7
<b>Nearest Private Facility for Births:</b> Pátzcuaro	3
<b>Nearest Midwife:</b> Tzurumutaro	10

## Appendix A - Ihuatzio Community Health Profile

### Municipio: Tzintzuntzan

Census Statistics 2005	Community <u>Ihuatzio</u>		Municipio <u>Tzintzuntzan</u>		All 5 Municipios		Michoacán	
	Number	Percent	Number	Percent	Number	Percent	Number	Percent
Total Population	3,547		12,259		135,947		3,966,073	
Gender								
Female	1,940	54.7%	6,580	53.7%	71,733	52.8%	2,073,696	52.3%
Male	1,607	45.3%	5,679	46.3%	64,214	47.2%	1,892,377	47.7%
Ethnicity								
Speak Purepecha	960	29.6%	1,743	15.8%	14,917	12.4%	113,166	3.2%
Age								
0 - 14	1,109	31.3%	4,101	33.6%	44,789	33.4%	1,289,187	33.1%
15 - 59	2,117	59.7%	6,856	56.2%	76,418	56.9%	2,234,494	57.4%
60 and Over	320	9.0%	1,253	10.3%	13,016	9.7%	372,115	9.6%
Insurance								
Uninsured	3,069	86.5%	10,668	87.0%	107,075	78.8%	2,787,423	70.3%
SP	10	0.3%	10	0.1%	1,750	1.3%	88,652	2.2%
IMSS	165	4.7%	428	3.5%	13,646	10.0%	746,626	18.8%
ISSSTE	293	8.3%	1,075	8.8%	10,130	7.5%	223,990	5.6%
Illiteracy								
Total	341	14.0%	1,230	15.2%	11,627	13.0%	327,594	12.6%
Female	247	18.2%	794	17.6%	7,302	15.0%	185,444	13.2%
Male	94	8.7%	436	12.1%	4,325	10.6%	142,150	11.8%
Other Indicators								
Total Households	734		2,715		30,995		937,373	
Female Headed Household	120	16.3%	513	18.9%	7,085	22.9%	222,712	23.8%
Total Dwellings	663		2,557		29,050		913,390	
No Sewer Drain	322	48.6%	1,085	42.4%	7,320	25.2%	120,500	13.2%
No Refrigerator	424	64.0%	1,219	47.7%	10,872	37.4%	210,858	23.1%
Dirt floor	78	11.8%	471	18.4%	6,092	21.0%	127,329	13.9%

### Total Births in 2005, by Place of Birth and Provider Type (Source: INEGI)

Municipio of Birth	Provider Type	#	%
Pátzcuaro	Public	32	59.3%
Ario de Rosales	Public	4	7.4%
Not In Michoacán	Public	3	5.6%
Tzintzuntzan	Public	3	5.6%
Tzintzuntzan	Midwife	3	5.6%
Morelia	Public	3	5.6%
Morelia	Private	2	3.7%
Uruapan	Private	1	1.9%
Quiroga	Private	1	1.9%
Pátzcuaro	Private	1	1.9%
Nahuatzen	Public	1	1.9%
<b>Total</b>		<b>54</b>	<b>100.0%</b>

### Total Deaths in 2005, by Sex and Cause of Death (Source: INEGI)

F E M A L E S				M A L E S			
Cause of Death	#	%		Cause of Death	#	%	
Cancer - Cervix	1	14.3%		Alcoholic liver dis.	2	9.1%	
Cancer - Kidney	1	14.3%		Asthma	1	4.5%	
Cerebrovascular dis.	2	28.6%		Diabetes	12	54.5%	
Ischaemic heart dis.	1	14.3%		Mental dis./tobacco	1	4.5%	
Other accidents	1	14.3%		Other circulatory dis.	1	4.5%	
Other circulatory dis.	1	14.3%		Pneumonia	3	13.6%	
<b>Total</b>	<b>7</b>	<b>100.0%</b>		Poisoning	2	9.1%	
				<b>Total</b>	<b>22</b>	<b>100.0%</b>	

## Appendix A - Ihuatzio Community Health Profile

### Municipio: Tzintzuntzan

#### Results from the Mujeres Aliadas Birth Survey of 2009 (For women who gave birth between 2004 and 2009)

<u>Site of Prenatal Care</u>	<u>#</u>	<u>%</u>
Ihuatzio-IMSS-Op	4	44.4%
Pátzcuaro-Particular	1	11.1%
No prenatal care	1	11.1%
Morelia-Hospital Civil	1	11.1%
El Manzanillal-Clínica Juchari	1	11.1%
Cucuchucho-IMSS-Op	1	11.1%
<b>Total</b>	<b>9</b>	<b>100.0%</b>

<u>Site of Delivery</u>	<u>#</u>	<u>%</u>
Pátzcuaro-Particular	3	33.3%
Pátzcuaro-Hospital Regional	2	22.2%
Morelia-IMSS	1	11.1%
Morelia-Hospital de la Mujer	1	11.1%
Morelia-Hospital Civil	1	11.1%
Ario de Rosales-IMSS/OP	1	11.1%
<b>Total</b>	<b>9</b>	<b>100.0%</b>

<u>Education</u>	<u>#</u>	<u>%</u>	<u>All Surveys*</u>
None	0	0.0%	4.8%
Primary	3	37.5%	50.4%
Secondary	4	50.0%	34.7%
High School	1	12.5%	8.5%
College	0	0.0%	1.6%
<b>Total</b>	<b>8</b>	<b>100.0%</b>	<b>100.0%</b>

<u>Insurance</u>	<u>#</u>	<u>%</u>	<u>All Surveys*</u>
None	7	77.8%	55.3%
SP	1	11.1%	36.1%
IMSS	1	11.1%	5.8%
ISSSTE	0	0.0%	2.9%
<b>Total</b>	<b>9</b>	<b>100.0%</b>	<b>100.0%</b>

<u>Purepecha</u>	<u>#</u>	<u>%</u>	<u>All Surveys*</u>
No	3	33.3%	54.9%
Si	6	66.7%	45.1%
<b>Total</b>	<b>9</b>	<b>100.0%</b>	<b>100.0%</b>

<u>Oportunidades</u>	<u>#</u>	<u>%</u>	<u>All Surveys*</u>
No	8	88.9%	64.2%
Si	1	11.1%	35.8%
<b>Total</b>	<b>9</b>	<b>100.0%</b>	<b>100.0%</b>

<u>Last Birth a Cesarean</u>	<u>#</u>	<u>%</u>	<u>All Surveys*</u>
No	6	66.7%	68.1%
Si	3	33.3%	31.9%
<b>Total</b>	<b>9</b>	<b>100.0%</b>	<b>100.0%</b>

<u>Prefer Family at Birth</u>	<u>#</u>	<u>%</u>	<u>All Surveys*</u>
No	3	50.0%	29.8%
Si	3	50.0%	70.2%
<b>Total</b>	<b>6</b>	<b>100.0%</b>	<b>100.0%</b>

<u>Next Birth With</u>	<u>#</u>	<u>%</u>	<u>All Surveys*</u>
Doctor	2	22.2%	13.6%
Doctor/a	0	0.0%	7.3%
Doctora	4	44.4%	49.3%
Midwife	0	0.0%	9.4%
Not important	3	33.3%	18.6%
Nurse	0	0.0%	1.6%
<b>Total</b>	<b>9</b>	<b>100.0%</b>	<b>100.0%</b>

<u>Next Birth Where</u>	<u>#</u>	<u>%</u>	<u>All Surveys*</u>
House	1	12.5%	18.9%
Private Hospital	3	37.5%	25.5%
Public Hospital	4	50.0%	55.6%
<b>Total</b>	<b>8</b>	<b>100.0%</b>	<b>100.0%</b>

\* - The column "All Surveys" includes all 386 birth surveys performed to date.

## **Appendix A - Ihuatzio Community Health Profile**

### **Municipio: Tzintzuntzan**

#### **Nearest Health Care Resources**

	<b><u>Community</u></b>	<b><u>Driving Time (minutes)</u></b>
<b>Imss-Op Catchment Facility:</b>	Ihuatzio	0
<b>Nearest SSA Facility:</b>	Tzintzuntzan	20
<b>Nearest Public Facility for Births:</b>	Pátzcuaro	20
<b>Nearest Private Facility for Births:</b>	Pátzcuaro	20
<b>Nearest Midwife:</b>	Cucuchucho	5

**Appendix A - Janitzio Community Health Profile**

**Municipio: Pátzcuaro**

Census Statistics 2005	Community <u>Janitzio</u>		Municipio <u>Pátzcuaro</u>		All 5 Municipios		Michoacán	
	<u>Number</u>	<u>Percent</u>	<u>Number</u>	<u>Percent</u>	<u>Number</u>	<u>Percent</u>	<u>Number</u>	<u>Percent</u>
Total Population	1,910		79,868		135,947		3,966,073	
Gender								
Female	1,018	53.3%	42,171	52.8%	71,733	52.8%	2,073,696	52.3%
Male	892	46.7%	37,697	47.2%	64,214	47.2%	1,892,377	47.7%
Ethnicity								
Speak Purepecha	1,496	87.6%	3,987	5.7%	14,917	12.4%	113,166	3.2%
Age								
0 - 14	639	33.8%	26,535	33.8%	44,789	33.4%	1,289,187	33.1%
15 - 59	1,088	57.6%	44,818	57.2%	76,418	56.9%	2,234,494	57.4%
60 and Over	161	8.5%	7,038	9.0%	13,016	9.7%	372,115	9.6%
Insurance								
Uninsured	1,605	84.0%	57,838	72.4%	107,075	78.8%	2,787,423	70.3%
SP	0	0.0%	1,659	2.1%	1,750	1.3%	88,652	2.2%
IMSS	112	5.9%	10,660	13.3%	13,646	10.0%	746,626	18.8%
ISSSTE	158	8.3%	7,043	8.8%	10,130	7.5%	223,990	5.6%
Illiteracy								
Total	243	19.5%	5,613	10.8%	11,627	13.0%	327,594	12.6%
Female	172	25.7%	3,470	12.3%	7,302	15.0%	185,444	13.2%
Male	71	12.2%	2,143	9.1%	4,325	10.6%	142,150	11.8%
Other Indicators								
Total Households	318		18,034		30,995		937,373	
Female Headed Household	38	11.9%	4,379	24.3%	7,085	22.9%	222,712	23.8%
Total Dwellings	295		16,925		29,050		913,390	
No Sewer Drain	31	10.5%	3,536	20.9%	7,320	25.2%	120,500	13.2%
No Refrigerator	148	50.2%	5,837	34.5%	10,872	37.4%	210,858	23.1%
Dirt floor	17	5.8%	3,583	21.2%	6,092	21.0%	127,329	13.9%

**Total Births in 2005, by Place of Birth  
and Provider Type (Source: INEGI)**

<u>Municipio of Birth</u>	<u>Provider Type</u>	<u>#</u>	<u>%</u>
Pátzcuaro	Public	39	72.2%
Pátzcuaro	Private	5	9.3%
Pátzcuaro	Midwife	5	9.3%
Not In Michoacán	Public	2	3.7%
Morelia	Public	2	3.7%
Pátzcuaro	Unknown	1	1.9%
<b>Total</b>		<b>54</b>	<b>100.0%</b>

**Total Deaths in 2005, by Sex  
and Cause of Death (Source: INEGI)**

<u>F E M A L E S</u>			<u>M A L E S</u>		
<u>Cause of Death</u>	<u>#</u>	<u>%</u>	<u>Cause of Death</u>	<u>#</u>	<u>%</u>
Congenital malf.	2	16.7%	Cancer - Leukemia	1	20.0%
Diabetes	8	66.7%	Cancer - Liver	3	60.0%
Other accidents	1	8.3%	Unknown	1	20.0%
Unknown	1	8.3%	<b>Total</b>	<b>5</b>	<b>100.0%</b>
<b>Total</b>	<b>12</b>	<b>100.0%</b>			

## Appendix A - Janitzio Community Health Profile

### Municipio: Pátzcuaro

#### Results from the Mujeres Aliadas Birth Survey of 2009 (For women who gave birth between 2004 and 2009)

<u>Site of Prenatal Care</u>	<u>#</u>	<u>%</u>
Janitzio-IMSS-Op	9	100.0%
<b>Total</b>	<b>9</b>	<b>100.0%</b>

<u>Site of Delivery</u>	<u>#</u>	<u>%</u>
Janitzio-Casa	4	40.0%
Pátzcuaro-Hospital Regional	3	30.0%
Pátzcuaro-Hospital Civil	3	30.0%
<b>Total</b>	<b>10</b>	<b>100.0%</b>

<u>Education</u>	<u>#</u>	<u>%</u>	<u>All Surveys*</u>
None	0	0.0%	4.8%
Primary	7	70.0%	50.4%
Secondary	1	10.0%	34.7%
High School	2	20.0%	8.5%
College	0	0.0%	1.6%
<b>Total</b>	<b>10</b>	<b>100.0%</b>	<b>100.0%</b>

<u>Insurance</u>	<u>#</u>	<u>%</u>	<u>All Surveys*</u>
None	7	70.0%	55.3%
SP	2	20.0%	36.1%
IMSS	1	10.0%	5.8%
ISSSTE	0	0.0%	2.9%
<b>Total</b>	<b>10</b>	<b>100.0%</b>	<b>100.0%</b>

<u>Purepecha</u>	<u>#</u>	<u>%</u>	<u>All Surveys*</u>
No	0	0.0%	54.9%
Si	10	100.0%	45.1%
<b>Total</b>	<b>10</b>	<b>100.0%</b>	<b>100.0%</b>

<u>Oportunidades</u>	<u>#</u>	<u>%</u>	<u>All Surveys*</u>
No	6	60.0%	64.2%
Si	4	40.0%	35.8%
<b>Total</b>	<b>10</b>	<b>100.0%</b>	<b>100.0%</b>

<u>Last Birth a Cesarean</u>	<u>#</u>	<u>%</u>	<u>All Surveys*</u>
No	6	60.0%	68.1%
Si	4	40.0%	31.9%
<b>Total</b>	<b>10</b>	<b>100.0%</b>	<b>100.0%</b>

<u>Prefer Family at Birth</u>	<u>#</u>	<u>%</u>	<u>All Surveys*</u>
No	1	20.0%	29.8%
Si	4	80.0%	70.2%
<b>Total</b>	<b>5</b>	<b>100.0%</b>	<b>100.0%</b>

<u>Next Birth With</u>	<u>#</u>	<u>%</u>	<u>All Surveys*</u>
Doctor	1	10.0%	13.6%
Doctor/a	0	0.0%	7.3%
Doctora	6	60.0%	49.3%
Midwife	0	0.0%	9.4%
Not important	2	20.0%	18.6%
Nurse	1	10.0%	1.6%
<b>Total</b>	<b>10</b>	<b>100.0%</b>	<b>100.0%</b>

<u>Next Birth Where</u>	<u>#</u>	<u>%</u>	<u>All Surveys*</u>
House	1	10.0%	18.9%
Private Hospital	4	40.0%	25.5%
Public Hospital	5	50.0%	55.6%
<b>Total</b>	<b>10</b>	<b>100.0%</b>	<b>100.0%</b>

\* - The column "All Surveys" includes all 386 birth surveys performed to date.



**Appendix A - Janitzio Community Health Profile**

**Municipio: Pátzcuaro**

**Nearest Health Care Resources**

	<b><u>Community</u></b>	<b><u>Driving Time (minutes)</u></b>
<b>Imss-Op Catchment Facility:</b>	Janitzio	0
<b>Nearest SSA Facility:</b>	Pátzcuaro	40
<b>Nearest Public Facility for Births:</b>	Pátzcuaro	45
<b>Nearest Private Facility for Births:</b>	Pátzcuaro	40
<b>Nearest Midwife:</b>	Janitzio	0

## Appendix A - Jarácuaro Community Health Profile

### Municipio: Erongarícuaro

Census Statistics 2005	Community Jarácuaro		Municipio Erongarícuaro		All 5 Municipios		Michoacán	
	Number	Percent	Number	Percent	Number	Percent	Number	Percent
Total Population	2,351		13,060		135,947		3,966,073	
Gender								
Female	1,247	53.0%	6,829	52.3%	71,733	52.8%	2,073,696	52.3%
Male	1,104	47.0%	6,231	47.7%	64,214	47.2%	1,892,377	47.7%
Ethnicity								
Speak Purepecha	857	40.9%	2,477	21.1%	14,917	12.4%	113,166	3.2%
Age								
0 - 14	833	35.7%	4,088	31.5%	44,789	33.4%	1,289,187	33.1%
15 - 59	1,275	54.6%	7,248	55.8%	76,418	56.9%	2,234,494	57.4%
60 and Over	226	9.7%	1,659	12.8%	13,016	9.7%	372,115	9.6%
Insurance								
Uninsured	2,223	94.6%	11,406	87.3%	107,075	78.8%	2,787,423	70.3%
SP	3	0.1%	17	0.1%	1,750	1.3%	88,652	2.2%
IMSS	41	1.7%	806	6.2%	13,646	10.0%	746,626	18.8%
ISSSTE	64	2.7%	721	5.5%	10,130	7.5%	223,990	5.6%
Illiteracy								
Total	424	28.2%	1,454	16.3%	11,627	13.0%	327,594	12.6%
Female	313	39.3%	943	19.9%	7,302	15.0%	185,444	13.2%
Male	111	15.8%	511	12.3%	4,325	10.6%	142,150	11.8%
Other Indicators								
Total Households	444		2,995		30,995		937,373	
Female Headed Household	60	13.5%	625	20.9%	7,085	22.9%	222,712	23.8%
Total Dwellings	424		2,849		29,050		913,390	
No Sewer Drain	371	87.5%	1,571	55.1%	7,320	25.2%	120,500	13.2%
No Refrigerator	289	68.2%	1,381	48.5%	10,872	37.4%	210,858	23.1%
Dirt floor	97	22.9%	559	19.6%	6,092	21.0%	127,329	13.9%

### Total Births in 2005, by Place of Birth and Provider Type (Source: INEGI)

Municipio of Birth	Provider Type	#	%
Erongarícuaro	Private	19	40.4%
Pátzcuaro	Public	10	21.3%
Pátzcuaro	Private	6	12.8%
Morelia	Public	3	6.4%
Erongarícuaro	Midwife	3	6.4%
Not In Michoacán	Public	2	4.3%
Erongarícuaro	Public	2	4.3%
Uruapan	Public	1	2.1%
Chilchota	Public	1	2.1%
<b>Total</b>		<b>47</b>	<b>100.0%</b>

### Total Deaths in 2005, by Sex and Cause of Death (Source: INEGI)

F E M A L E S			M A L E S		
Cause of Death	#	%	Cause of Death	#	%
Chronic bronchitis	1	25.0%	Heart failure	3	50.0%
Hepatic failure	2	50.0%	Hereditary hemolytic	1	16.7%
Malnutrition	1	25.0%	Senility	1	16.7%
<b>Total</b>	<b>4</b>	<b>100.0%</b>	Unknown	1	16.7%
			<b>Total</b>	<b>6</b>	<b>100.0%</b>

## Appendix A - Jarácuaro Community Health Profile

### Municipio: Erongarícuaro

#### Results from the Mujeres Aliadas Birth Survey of 2009 (For women who gave birth between 2004 and 2009)

<u>Site of Prenatal Care</u>	<u>#</u>	<u>%</u>
Jarácuaro-Clinica publica	5	27.8%
Erongarícuaro-Particular	4	22.2%
Pátzcuaro-Hospital Regional	3	16.7%
Erongarícuaro-Sec. de Salud	3	16.7%
Uricho-Clinica publica	1	5.6%
Pátzcuaro-Particular	1	5.6%
Arocútin-IMSS-Op	1	5.6%
<b>Total</b>	<b>18</b>	<b>100.0%</b>

<u>Site of Delivery</u>	<u>#</u>	<u>%</u>
Pátzcuaro-Hospital Regional	8	44.4%
Erongarícuaro-Particular	5	27.8%
Pátzcuaro-Particular	2	11.1%
Pátzcuaro-ISSSTE Clínica	1	5.6%
Morelia-Hospital de la Mujer	1	5.6%
Jarácuaro-Casa	1	5.6%
<b>Total</b>	<b>18</b>	<b>100.0%</b>

<u>Education</u>	<u>#</u>	<u>%</u>	<u>All Surveys*</u>
None	4	22.2%	4.8%
Primary	9	50.0%	50.4%
Secondary	3	16.7%	34.7%
High School	2	11.1%	8.5%
College	0	0.0%	1.6%
<b>Total</b>	<b>18</b>	<b>100.0%</b>	<b>100.0%</b>

<u>Insurance</u>	<u>#</u>	<u>%</u>	<u>All Surveys*</u>
None	12	66.7%	55.3%
SP	5	27.8%	36.1%
IMSS	0	0.0%	5.8%
ISSSTE	1	5.6%	2.9%
<b>Total</b>	<b>18</b>	<b>100.0%</b>	<b>100.0%</b>

<u>Purepecha</u>	<u>#</u>	<u>%</u>	<u>All Surveys*</u>
No	1	5.6%	54.9%
Si	17	94.4%	45.1%
<b>Total</b>	<b>18</b>	<b>100.0%</b>	<b>100.0%</b>

<u>Oportunidades</u>	<u>#</u>	<u>%</u>	<u>All Surveys*</u>
No	12	66.7%	64.2%
Si	6	33.3%	35.8%
<b>Total</b>	<b>18</b>	<b>100.0%</b>	<b>100.0%</b>

<u>Last Birth a Cesarean</u>	<u>#</u>	<u>%</u>	<u>All Surveys*</u>
No	16	88.9%	68.1%
Si	2	11.1%	31.9%
<b>Total</b>	<b>18</b>	<b>100.0%</b>	<b>100.0%</b>

<u>Prefer Family at Birth</u>	<u>#</u>	<u>%</u>	<u>All Surveys*</u>
No	3	27.3%	29.8%
Si	8	72.7%	70.2%
<b>Total</b>	<b>11</b>	<b>100.0%</b>	<b>100.0%</b>

<u>Next Birth With</u>	<u>#</u>	<u>%</u>	<u>All Surveys*</u>
Doctor	1	5.6%	13.6%
Doctor/a	2	11.1%	7.3%
Doctora	13	72.2%	49.3%
Midwife	1	5.6%	9.4%
Not important	1	5.6%	18.6%
Nurse	0	0.0%	1.6%
<b>Total</b>	<b>18</b>	<b>100.0%</b>	<b>100.0%</b>

<u>Next Birth Where</u>	<u>#</u>	<u>%</u>	<u>All Surveys*</u>
House	1	5.9%	18.9%
Private Hospital	6	35.3%	25.5%
Public Hospital	10	58.8%	55.6%
<b>Total</b>	<b>17</b>	<b>100.0%</b>	<b>100.0%</b>

\* - The column "All Surveys" includes all 386 birth surveys performed to date.

**Appendix A - Jarácuaro Community Health Profile**

**Municipio: Erongarícuaro**

**Nearest Health Care Resources**

	<b><u>Community</u></b>	<b><u>Driving Time (minutes)</u></b>
<b>Imss-Op Catchment Facility:</b>	Jarácuaro	0
<b>Nearest SSA Facility:</b>	Erongarícuaro	15
<b>Nearest Public Facility for Births:</b>	Pátzcuaro	30
<b>Nearest Private Facility for Births:</b>	Erongarícuaro	15
<b>Nearest Midwife:</b>	Jarácuaro	0

**Appendix A - La Presa Community Health Profile**

**Municipio: Huiramba**

Census Statistics 2005	Community <u>La Presa</u>		Municipio <u>Huiramba</u>		All 5 Municipios		Michoacán	
	<u>Number</u>	<u>Percent</u>	<u>Number</u>	<u>Percent</u>	<u>Number</u>	<u>Percent</u>	<u>Number</u>	<u>Percent</u>
Total Population	101		7,369		135,947		3,966,073	
Gender								
Female	55	54.5%	3,802	51.6%	71,733	52.8%	2,073,696	52.3%
Male	46	45.5%	3,567	48.4%	64,214	47.2%	1,892,377	47.7%
Ethnicity								
Speak Purepecha	0	0.0%	4	0.1%	14,917	12.4%	113,166	3.2%
Age								
0 - 14	43	42.6%	2,685	36.8%	44,789	33.4%	1,289,187	33.1%
15 - 59	50	49.5%	3,949	54.1%	76,418	56.9%	2,234,494	57.4%
60 and Over	8	7.9%	663	9.1%	13,016	9.7%	372,115	9.6%
Insurance								
Uninsured	97	96.0%	6,261	85.0%	107,075	78.8%	2,787,423	70.3%
SP	0	0.0%	1	0.0%	1,750	1.3%	88,652	2.2%
IMSS	0	0.0%	666	9.0%	13,646	10.0%	746,626	18.8%
ISSSTE	3	3.0%	276	3.7%	10,130	7.5%	223,990	5.6%
Illiteracy								
Total	11	19.0%	660	14.3%	11,627	13.0%	327,594	12.6%
Female	6	17.1%	369	14.8%	7,302	15.0%	185,444	13.2%
Male	5	21.7%	291	13.7%	4,325	10.6%	142,150	11.8%
Other Indicators								
Total Households	21		1,606		30,995		937,373	
Female Headed Household	5	23.8%	268	16.7%	7,085	22.9%	222,712	23.8%
Total Dwellings	21		1,566		29,050		913,390	
No Sewer Drain	2	9.5%	320	20.4%	7,320	25.2%	120,500	13.2%
No Refrigerator	8	38.1%	691	44.1%	10,872	37.4%	210,858	23.1%
Dirt floor	4	19.0%	393	25.1%	6,092	21.0%	127,329	13.9%

**Total Births in 2005, by Place of Birth  
and Provider Type (Source: INEGI)**

<u>Municipio of Birth</u>	<u>Provider Type</u>	<u>#</u>	<u>%</u>
-------------------------------	----------------------	----------	----------

**Total Deaths in 2005, by Sex  
and Cause of Death (Source: INEGI)**

<u>F E M A L E S</u>				<u>M A L E S</u>			
<u>Cause of Death</u>	<u>#</u>	<u>%</u>		<u>Cause of Death</u>	<u>#</u>	<u>%</u>	

## Appendix A - La Presa Community Health Profile

### Municipio: Huiramba

#### Results from the Mujeres Aliadas Birth Survey of 2009 (For women who gave birth between 2004 and 2009)

<u>Site of Prenatal Care</u>	<u>#</u>	<u>%</u>
Huiramba-Sec. de Salud	7	87.5%
Lagunillas-Particular	1	12.5%
<b>Total</b>	<b>8</b>	<b>100.0%</b>

<u>Site of Delivery</u>	<u>#</u>	<u>%</u>
Quiríngaro-Casa	2	25.0%
Morelia-Hospital de la Mujer	2	25.0%
Lagunillas-Particular	2	25.0%
Pátzcuaro-Particular	1	12.5%
Pátzcuaro-Hospital Regional	1	12.5%
<b>Total</b>	<b>8</b>	<b>100.0%</b>

<u>Education</u>	<u>#</u>	<u>%</u>	<u>All Surveys*</u>
None	0	0.0%	4.8%
Primary	7	87.5%	50.4%
Secondary	1	12.5%	34.7%
High School	0	0.0%	8.5%
College	0	0.0%	1.6%
<b>Total</b>	<b>8</b>	<b>100.0%</b>	<b>100.0%</b>

<u>Insurance</u>	<u>#</u>	<u>%</u>	<u>All Surveys*</u>
None	1	12.5%	55.3%
SP	7	87.5%	36.1%
IMSS	0	0.0%	5.8%
ISSSTE	0	0.0%	2.9%
<b>Total</b>	<b>8</b>	<b>100.0%</b>	<b>100.0%</b>

<u>Purepecha</u>	<u>#</u>	<u>%</u>	<u>All Surveys*</u>
No	8	100.0%	54.9%
Si	0	0.0%	45.1%
<b>Total</b>	<b>8</b>	<b>100.0%</b>	<b>100.0%</b>

<u>Oportunidades</u>	<u>#</u>	<u>%</u>	<u>All Surveys*</u>
No	2	25.0%	64.2%
Si	6	75.0%	35.8%
<b>Total</b>	<b>8</b>	<b>100.0%</b>	<b>100.0%</b>

<u>Last Birth a Cesarean</u>	<u>#</u>	<u>%</u>	<u>All Surveys*</u>
No	6	75.0%	68.1%
Si	2	25.0%	31.9%
<b>Total</b>	<b>8</b>	<b>100.0%</b>	<b>100.0%</b>

<u>Prefer Family at Birth</u>	<u>#</u>	<u>%</u>	<u>All Surveys*</u>
No	0	0.0%	29.8%
Si	5	100.0%	70.2%
<b>Total</b>	<b>5</b>	<b>100.0%</b>	<b>100.0%</b>

<u>Next Birth With</u>	<u>#</u>	<u>%</u>	<u>All Surveys*</u>
Doctor	0	0.0%	13.6%
Doctor/a	0	0.0%	7.3%
Doctora	4	57.1%	49.3%
Midwife	1	14.3%	9.4%
Not important	2	28.6%	18.6%
Nurse	0	0.0%	1.6%
<b>Total</b>	<b>7</b>	<b>100.0%</b>	<b>100.0%</b>

<u>Next Birth Where</u>	<u>#</u>	<u>%</u>	<u>All Surveys*</u>
House	2	28.6%	18.9%
Private Hospital	3	42.9%	25.5%
Public Hospital	2	28.6%	55.6%
<b>Total</b>	<b>7</b>	<b>100.0%</b>	<b>100.0%</b>

\* - The column "All Surveys" includes all 386 birth surveys performed to date.

**Appendix A - La Presa Community Health Profile**

**Municipio: Huiramba**

**Nearest Health Care Resources**

	<b><u>Community</u></b>	<b><u>Driving Time (minutes)</u></b>
<b>Imss-Op Catchment Facility:</b>	None - Uses Cuanajo SSA	20
<b>Nearest SSA Facility:</b>	Cuanajo	5
<b>Nearest Public Facility for Births:</b>	Pátzcuaro	20
<b>Nearest Private Facility for Births:</b>	Pátzcuaro	20
<b>Nearest Midwife:</b>	Cuanajo	5

## Appendix A - Las Trojes Community Health Profile

### Municipio: Pátzcuaro

Census Statistics 2005	Community Las Trojes		Municipio Pátzcuaro		All 5 Municipios		Michoacán	
	Number	Percent	Number	Percent	Number	Percent	Number	Percent
Total Population	732		79,868		135,947		3,966,073	
Gender								
Female	378	51.6%	42,171	52.8%	71,733	52.8%	2,073,696	52.3%
Male	354	48.4%	37,697	47.2%	64,214	47.2%	1,892,377	47.7%
Ethnicity								
Speak Purepecha	0	0.0%	3,987	5.7%	14,917	12.4%	113,166	3.2%
Age								
0 - 14	252	34.5%	26,535	33.8%	44,789	33.4%	1,289,187	33.1%
15 - 59	415	56.8%	44,818	57.2%	76,418	56.9%	2,234,494	57.4%
60 and Over	63	8.6%	7,038	9.0%	13,016	9.7%	372,115	9.6%
Insurance								
Uninsured	623	85.1%	57,838	72.4%	107,075	78.8%	2,787,423	70.3%
SP	4	0.5%	1,659	2.1%	1,750	1.3%	88,652	2.2%
IMSS	56	7.7%	10,660	13.3%	13,646	10.0%	746,626	18.8%
ISSSTE	32	4.4%	7,043	8.8%	10,130	7.5%	223,990	5.6%
Illiteracy								
Total	52	10.9%	5,613	10.8%	11,627	13.0%	327,594	12.6%
Female	28	10.8%	3,470	12.3%	7,302	15.0%	185,444	13.2%
Male	24	11.0%	2,143	9.1%	4,325	10.6%	142,150	11.8%
Other Indicators								
Total Households	170		18,034		30,995		937,373	
Female Headed Household	35	20.6%	4,379	24.3%	7,085	22.9%	222,712	23.8%
Total Dwellings	166		16,925		29,050		913,390	
No Sewer Drain	97	58.4%	3,536	20.9%	7,320	25.2%	120,500	13.2%
No Refrigerator	35	21.1%	5,837	34.5%	10,872	37.4%	210,858	23.1%
Dirt floor	28	16.9%	3,583	21.2%	6,092	21.0%	127,329	13.9%

### Total Births in 2005, by Place of Birth and Provider Type (Source: INEGI)

Municipio of Birth	Provider Type	#	%
Pátzcuaro	Public	8	50.0%
Huiramba	Public	4	25.0%
Pátzcuaro	Private	1	6.3%
Morelia	Public	1	6.3%
Huiramba	Private	1	6.3%
Ario de Rosales	Public	1	6.3%
<b>Total</b>		<b>16</b>	<b>100.0%</b>

### Total Deaths in 2005, by Sex and Cause of Death (Source: INEGI)

F E M A L E S			M A L E S		
Cause of Death	#	%	Cause of Death	#	%
Cancer - Pancreas	2	40.0%	Acute bronchitis	1	33.3%
Hypertension	1	20.0%	Poisoning	2	66.7%
Renal failure	2	40.0%	<b>Total</b>	<b>3</b>	<b>100.0%</b>
<b>Total</b>	<b>5</b>	<b>100.0%</b>			



## Appendix A - Las Trojes Community Health Profile

### Municipio: Pátzcuaro

#### Results from the Mujeres Aliadas Birth Survey of 2009 (For women who gave birth between 2004 and 2009)

<u>Site of Prenatal Care</u>	<u>#</u>	<u>%</u>
Tzurumutaro-IMSS-Op	4	44.4%
Pátzcuaro-Farmacia	2	22.2%
Pátzcuaro-Particular	1	11.1%
Morelia-Particular	1	11.1%
Huiramba-Particular	1	11.1%
<b>Total</b>	<b>9</b>	<b>100.0%</b>

<u>Site of Delivery</u>	<u>#</u>	<u>%</u>
Pátzcuaro-Hospital Regional	4	44.4%
Pátzcuaro-Particular	3	33.3%
Morelia-Particular	1	11.1%
Huiramba-Particular	1	11.1%
<b>Total</b>	<b>9</b>	<b>100.0%</b>

<u>Education</u>	<u>#</u>	<u>%</u>	<u>All Surveys*</u>
None	0	0.0%	4.8%
Primary	8	88.9%	50.4%
Secondary	1	11.1%	34.7%
High School	0	0.0%	8.5%
College	0	0.0%	1.6%
<b>Total</b>	<b>9</b>	<b>100.0%</b>	<b>100.0%</b>

<u>Insurance</u>	<u>#</u>	<u>%</u>	<u>All Surveys*</u>
None	8	100.0%	55.3%
SP	0	0.0%	36.1%
IMSS	0	0.0%	5.8%
ISSSTE	0	0.0%	2.9%
<b>Total</b>	<b>8</b>	<b>100.0%</b>	<b>100.0%</b>

<u>Purepecha</u>	<u>#</u>	<u>%</u>	<u>All Surveys*</u>
No	9	100.0%	54.9%
Si	0	0.0%	45.1%
<b>Total</b>	<b>9</b>	<b>100.0%</b>	<b>100.0%</b>

<u>Oportunidades</u>	<u>#</u>	<u>%</u>	<u>All Surveys*</u>
No	6	66.7%	64.2%
Si	3	33.3%	35.8%
<b>Total</b>	<b>9</b>	<b>100.0%</b>	<b>100.0%</b>

<u>Last Birth a Cesarean</u>	<u>#</u>	<u>%</u>	<u>All Surveys*</u>
No	5	55.6%	68.1%
Si	4	44.4%	31.9%
<b>Total</b>	<b>9</b>	<b>100.0%</b>	<b>100.0%</b>

<u>Prefer Family at Birth</u>	<u>#</u>	<u>%</u>	<u>All Surveys*</u>
No	1	14.3%	29.8%
Si	6	85.7%	70.2%
<b>Total</b>	<b>7</b>	<b>100.0%</b>	<b>100.0%</b>

<u>Next Birth With</u>	<u>#</u>	<u>%</u>	<u>All Surveys*</u>
Doctor	3	37.5%	13.6%
Doctor/a	0	0.0%	7.3%
Doctora	0	0.0%	49.3%
Midwife	0	0.0%	9.4%
Not important	4	50.0%	18.6%
Nurse	1	12.5%	1.6%
<b>Total</b>	<b>8</b>	<b>100.0%</b>	<b>100.0%</b>

<u>Next Birth Where</u>	<u>#</u>	<u>%</u>	<u>All Surveys*</u>
House	2	28.6%	18.9%
Private Hospital	2	28.6%	25.5%
Public Hospital	3	42.9%	55.6%
<b>Total</b>	<b>7</b>	<b>100.0%</b>	<b>100.0%</b>

\* - The column "All Surveys" includes all 386 birth surveys performed to date.

## **Appendix A - Las Trojes Community Health Profile**

### **Municipio: Pátzcuaro**

#### **Nearest Health Care Resources**

	<b><u>Community</u></b>	<b><u>Driving Time</u></b> <b><u>(minutes)</u></b>
<b>Imss-Op Catchment Facility:</b>	Tzurumútaro	5
<b>Nearest SSA Facility:</b>	Pátzcuaro	13
<b>Nearest Public Facility for Births:</b>	Pátzcuaro	10
<b>Nearest Private Facility for Births:</b>	Pátzcuaro	10
<b>Nearest Midwife:</b>	Tzurumutaro	5

## Appendix A - Pacanda Community Health Profile

### Municipio: Tzintzuntzan

Census Statistics 2005	Community <u>Pacanda</u>		Municipio <u>Tzintzuntzan</u>		All 5 Municipios		Michoacán	
	Number	Percent	Number	Percent	Number	Percent	Number	Percent
Total Population	413		12,259		135,947		3,966,073	
Gender								
Female	211	51.1%	6,580	53.7%	71,733	52.8%	2,073,696	52.3%
Male	202	48.9%	5,679	46.3%	64,214	47.2%	1,892,377	47.7%
Ethnicity								
Speak Purepecha	239	62.7%	1,743	15.8%	14,917	12.4%	113,166	3.2%
Age								
0 - 14	128	31.0%	4,101	33.6%	44,789	33.4%	1,289,187	33.1%
15 - 59	228	55.2%	6,856	56.2%	76,418	56.9%	2,234,494	57.4%
60 and Over	57	13.8%	1,253	10.3%	13,016	9.7%	372,115	9.6%
Insurance								
Uninsured	353	85.5%	10,668	87.0%	107,075	78.8%	2,787,423	70.3%
SP	0	0.0%	10	0.1%	1,750	1.3%	88,652	2.2%
IMSS	12	2.9%	428	3.5%	13,646	10.0%	746,626	18.8%
ISSSTE	47	11.4%	1,075	8.8%	10,130	7.5%	223,990	5.6%
Illiteracy								
Total	73	25.6%	1,230	15.2%	11,627	13.0%	327,594	12.6%
Female	50	33.1%	794	17.6%	7,302	15.0%	185,444	13.2%
Male	23	17.2%	436	12.1%	4,325	10.6%	142,150	11.8%
Other Indicators								
Total Households	80		2,715		30,995		937,373	
Female Headed Household	10	12.5%	513	18.9%	7,085	22.9%	222,712	23.8%
Total Dwellings	76		2,557		29,050		913,390	
No Sewer Drain	72	94.7%	1,085	42.4%	7,320	25.2%	120,500	13.2%
No Refrigerator	52	68.4%	1,219	47.7%	10,872	37.4%	210,858	23.1%
Dirt floor	23	30.3%	471	18.4%	6,092	21.0%	127,329	13.9%

### Total Births in 2005, by Place of Birth and Provider Type (Source: INEGI)

Municipio of Birth	Provider Type	#	%
Tzintzuntzan	Midwife	3	27.3%
Morelia	Public	3	27.3%
Not In Michoacán	Public	2	18.2%
Pátzcuaro	Public	1	9.1%
Erongarícuaro	Private	1	9.1%
Ario de Rosales	Public	1	9.1%
<b>Total</b>		<b>11</b>	<b>100.0%</b>

### Total Deaths in 2005, by Sex and Cause of Death (Source: INEGI)

F E M A L E S			M A L E S		
Cause of Death	#	%	Cause of Death	#	%
Cancer - Stomach	1	100.0%	Mental dis./alcohol	2	100.0%
<b>Total</b>	<b>1</b>	<b>100.0%</b>	<b>Total</b>	<b>2</b>	<b>100.0%</b>

## Appendix A - Pacanda Community Health Profile

### Municipio: Tzintzuntzan

#### Results from the Mujeres Aliadas Birth Survey of 2009 (For women who gave birth between 2004 and 2009)

<u>Site of Prenatal Care</u>	<u>#</u>	<u>%</u>
Janitzio-IMSS-Op	8	66.7%
Pátzcuaro-Hospital Regional	1	8.3%
Pátzcuaro-Hospital Civil	1	8.3%
Morelia-Particular	1	8.3%
Erongarícuaro-Particular	1	8.3%
<b>Total</b>	<b>12</b>	<b>100.0%</b>

<u>Site of Delivery</u>	<u>#</u>	<u>%</u>
Morelia-Hospital Civil	4	33.3%
Pátzcuaro-Hospital Regional	3	25.0%
Pacanda-Casa	2	16.7%
Pátzcuaro-Particular	1	8.3%
Morelia-Hospital de la Mujer	1	8.3%
Erongarícuaro-Particular	1	8.3%
<b>Total</b>	<b>12</b>	<b>100.0%</b>

<u>Education</u>	<u>#</u>	<u>%</u>	<u>All Surveys*</u>
None	1	8.3%	4.8%
Primary	10	83.3%	50.4%
Secondary	0	0.0%	34.7%
High School	1	8.3%	8.5%
College	0	0.0%	1.6%
<b>Total</b>	<b>12</b>	<b>100.0%</b>	<b>100.0%</b>

<u>Insurance</u>	<u>#</u>	<u>%</u>	<u>All Surveys*</u>
None	5	41.7%	55.3%
SP	4	33.3%	36.1%
IMSS	2	16.7%	5.8%
ISSSTE	1	8.3%	2.9%
<b>Total</b>	<b>12</b>	<b>100.0%</b>	<b>100.0%</b>

<u>Purepecha</u>	<u>#</u>	<u>%</u>	<u>All Surveys*</u>
No	0	0.0%	54.9%
Si	12	100.0%	45.1%
<b>Total</b>	<b>12</b>	<b>100.0%</b>	<b>100.0%</b>

<u>Oportunidades</u>	<u>#</u>	<u>%</u>	<u>All Surveys*</u>
No	2	16.7%	64.2%
Si	10	83.3%	35.8%
<b>Total</b>	<b>12</b>	<b>100.0%</b>	<b>100.0%</b>

<u>Last Birth a Cesarean</u>	<u>#</u>	<u>%</u>	<u>All Surveys*</u>
No	9	75.0%	68.1%
Si	3	25.0%	31.9%
<b>Total</b>	<b>12</b>	<b>100.0%</b>	<b>100.0%</b>

<u>Prefer Family at Birth</u>	<u>#</u>	<u>%</u>	<u>All Surveys*</u>
No	0		29.8%
Si	0		70.2%
<b>Total</b>	<b>0</b>		<b>100.0%</b>

<u>Next Birth With</u>	<u>#</u>	<u>%</u>	<u>All Surveys*</u>
Doctor	0	0.0%	13.6%
Doctor/a	1	8.3%	7.3%
Doctora	4	33.3%	49.3%
Midwife	2	16.7%	9.4%
Not important	5	41.7%	18.6%
Nurse	0	0.0%	1.6%
<b>Total</b>	<b>12</b>	<b>100.0%</b>	<b>100.0%</b>

<u>Next Birth Where</u>	<u>#</u>	<u>%</u>	<u>All Surveys*</u>
House	2	16.7%	18.9%
Private Hospital	5	41.7%	25.5%
Public Hospital	5	41.7%	55.6%
<b>Total</b>	<b>12</b>	<b>100.0%</b>	<b>100.0%</b>

\* - The column "All Surveys" includes all 386 birth surveys performed to date.

**Appendix A - Pacanda Community Health Profile**

**Municipio: Tzintzuntzan**

**Nearest Health Care Resources**

<b><u>Community</u></b>	<b><u>Driving Time (minutes)</u></b>
<b>Imss-Op Catchment Facility:</b> Janitzio	30
<b>Nearest SSA Facility:</b> Tzintzuntzan	50
<b>Nearest Public Facility for Births:</b> Pátzcuaro	50
<b>Nearest Private Facility for Births:</b> Pátzcuaro	50
<b>Nearest Midwife:</b> Puácuaro	30

## Appendix A - Puácuaro Community Health Profile

### Municipio: Erongarícuaro

Census Statistics 2005	Community Puácuaro		Municipio Erongarícuaro		All 5 Municipios		Michoacán	
	Number	Percent	Number	Percent	Number	Percent	Number	Percent
Total Population	1,643		13,060		135,947		3,966,073	
Gender								
Female	905	55.1%	6,829	52.3%	71,733	52.8%	2,073,696	52.3%
Male	738	44.9%	6,231	47.7%	64,214	47.2%	1,892,377	47.7%
Ethnicity								
Speak Purepecha	997	67.4%	2,477	21.1%	14,917	12.4%	113,166	3.2%
Age								
0 - 14	526	32.1%	4,088	31.5%	44,789	33.4%	1,289,187	33.1%
15 - 59	928	56.6%	7,248	55.8%	76,418	56.9%	2,234,494	57.4%
60 and Over	185	11.3%	1,659	12.8%	13,016	9.7%	372,115	9.6%
Insurance								
Uninsured	1,472	89.6%	11,406	87.3%	107,075	78.8%	2,787,423	70.3%
SP	0	0.0%	17	0.1%	1,750	1.3%	88,652	2.2%
IMSS	31	1.9%	806	6.2%	13,646	10.0%	746,626	18.8%
ISSSTE	126	7.7%	721	5.5%	10,130	7.5%	223,990	5.6%
Illiteracy								
Total	170	15.3%	1,454	16.3%	11,627	13.0%	327,594	12.6%
Female	116	18.4%	943	19.9%	7,302	15.0%	185,444	13.2%
Male	54	11.2%	511	12.3%	4,325	10.6%	142,150	11.8%
Other Indicators								
Total Households	351		2,995		30,995		937,373	
Female Headed Household	117	33.3%	625	20.9%	7,085	22.9%	222,712	23.8%
Total Dwellings	327		2,849		29,050		913,390	
No Sewer Drain	133	40.7%	1,571	55.1%	7,320	25.2%	120,500	13.2%
No Refrigerator	195	59.6%	1,381	48.5%	10,872	37.4%	210,858	23.1%
Dirt floor	92	28.1%	559	19.6%	6,092	21.0%	127,329	13.9%

### Total Births in 2005, by Place of Birth and Provider Type (Source: INEGI)

Municipio of Birth	Provider Type	#	%
Erongarícuaro	Private	12	35.3%
Erongarícuaro	Midwife	9	26.5%
Pátzcuaro	Public	6	17.6%
Pátzcuaro	Private	2	5.9%
Erongarícuaro	Public	2	5.9%
Not In Michoacán	Public	1	2.9%
Quiroga	Public	1	2.9%
Morelia	Public	1	2.9%
<b>Total</b>		<b>34</b>	<b>100.0%</b>

### Total Deaths in 2005, by Sex and Cause of Death (Source: INEGI)

Cause of Death	F E M A L E S		M A L E S	
	#	%	#	%
Cancer - Liver	3	75.0%		
Hypertension	1	25.0%		
<b>Total</b>	<b>4</b>	<b>100.0%</b>		

## Appendix A - Puácuaro Community Health Profile

### Municipio: Erongarícuaro

#### Results from the Mujeres Aliadas Birth Survey of 2009 (For women who gave birth between 2004 and 2009)

<u>Site of Prenatal Care</u>	<u>#</u>	<u>%</u>
Erongarícuaro-Sec. de Salud	6	54.5%
Pátzcuaro-Particular	2	18.2%
Erongarícuaro-Particular	2	18.2%
Pátzcuaro-Hospital Regional	1	9.1%
<b>Total</b>	<b>11</b>	<b>100.0%</b>

<u>Site of Delivery</u>	<u>#</u>	<u>%</u>
Pátzcuaro-Hospital Regional	6	54.5%
Erongarícuaro-Particular	2	18.2%
Puácuaro-Casa	1	9.1%
Pátzcuaro-Particular	1	9.1%
Morelia-Hospital de la Mujer	1	9.1%
<b>Total</b>	<b>11</b>	<b>100.0%</b>

<u>Education</u>	<u>#</u>	<u>%</u>	<u>All Surveys*</u>
None	0	0.0%	4.8%
Primary	5	45.5%	50.4%
Secondary	5	45.5%	34.7%
High School	1	9.1%	8.5%
College	0	0.0%	1.6%
<b>Total</b>	<b>11</b>	<b>100.0%</b>	<b>100.0%</b>

<u>Insurance</u>	<u>#</u>	<u>%</u>	<u>All Surveys*</u>
None	9	81.8%	55.3%
SP	2	18.2%	36.1%
IMSS	0	0.0%	5.8%
ISSSTE	0	0.0%	2.9%
<b>Total</b>	<b>11</b>	<b>100.0%</b>	<b>100.0%</b>

<u>Purepecha</u>	<u>#</u>	<u>%</u>	<u>All Surveys*</u>
No	1	9.1%	54.9%
Si	10	90.9%	45.1%
<b>Total</b>	<b>11</b>	<b>100.0%</b>	<b>100.0%</b>

<u>Oportunidades</u>	<u>#</u>	<u>%</u>	<u>All Surveys*</u>
No	10	90.9%	64.2%
Si	1	9.1%	35.8%
<b>Total</b>	<b>11</b>	<b>100.0%</b>	<b>100.0%</b>

<u>Last Birth a Cesarean</u>	<u>#</u>	<u>%</u>	<u>All Surveys*</u>
No	10	90.9%	68.1%
Si	1	9.1%	31.9%
<b>Total</b>	<b>11</b>	<b>100.0%</b>	<b>100.0%</b>

<u>Prefer Family at Birth</u>	<u>#</u>	<u>%</u>	<u>All Surveys*</u>
No	6	66.7%	29.8%
Si	3	33.3%	70.2%
<b>Total</b>	<b>9</b>	<b>100.0%</b>	<b>100.0%</b>

<u>Next Birth With</u>	<u>#</u>	<u>%</u>	<u>All Surveys*</u>
Doctor	0	0.0%	13.6%
Doctor/a	1	9.1%	7.3%
Doctora	9	81.8%	49.3%
Midwife	0	0.0%	9.4%
Not important	1	9.1%	18.6%
Nurse	0	0.0%	1.6%
<b>Total</b>	<b>11</b>	<b>100.0%</b>	<b>100.0%</b>

<u>Next Birth Where</u>	<u>#</u>	<u>%</u>	<u>All Surveys*</u>
House	0	0.0%	18.9%
Private Hospital	2	18.2%	25.5%
Public Hospital	9	81.8%	55.6%
<b>Total</b>	<b>11</b>	<b>100.0%</b>	<b>100.0%</b>

\* - The column "All Surveys" includes all 386 birth surveys performed to date.

## **Appendix A - Puácuaro Community Health Profile**

### **Municipio: Erongarícuaro**

#### **Nearest Health Care Resources**

	<b><u>Community</u></b>	<b><u>Driving Time (minutes)</u></b>
<b>Imss-Op Catchment Facility:</b>	Zinciro	30
<b>Nearest SSA Facility:</b>	Erongarícuaro	10
<b>Nearest Public Facility for Births:</b>	Pátzcuaro	42
<b>Nearest Private Facility for Births:</b>	Erongarícuaro	10
<b>Nearest Midwife:</b>	Puácuaro	0



**Appendix A - San Andrés Ziróndaro Community Health Profile**

**Municipio: Quiroga**

Census Statistics 2005	Community <u>San Andrés</u>		Municipio <u>Quiroga</u>		All 5 Municipios		Michoacán	
	<u>Number</u>	<u>Percent</u>	<u>Number</u>	<u>Percent</u>	<u>Number</u>	<u>Percent</u>	<u>Number</u>	<u>Percent</u>
Total Population	2,273		23,391		135,947		3,966,073	
Gender								
Female	1,295	57.0%	12,351	52.8%	71,733	52.8%	2,073,696	52.3%
Male	978	43.0%	11,040	47.2%	64,214	47.2%	1,892,377	47.7%
Ethnicity								
Speak Purepecha	1,991	94.9%	6,706	31.7%	14,917	12.4%	113,166	3.2%
Age								
0 - 14	687	30.3%	7,380	31.6%	44,789	33.4%	1,289,187	33.1%
15 - 59	1,260	55.6%	13,547	58.1%	76,418	56.9%	2,234,494	57.4%
60 and Over	320	14.1%	2,403	10.3%	13,016	9.7%	372,115	9.6%
Insurance								
Uninsured	2,161	95.1%	20,902	89.4%	107,075	78.8%	2,787,423	70.3%
SP	1	0.0%	63	0.3%	1,750	1.3%	88,652	2.2%
IMSS	12	0.5%	1,086	4.6%	13,646	10.0%	746,626	18.8%
ISSSTE	70	3.1%	1,015	4.3%	10,130	7.5%	223,990	5.6%
Illiteracy								
Total	525	33.2%	2,670	16.7%	11,627	13.0%	327,594	12.6%
Female	388	41.8%	1,726	20.0%	7,302	15.0%	185,444	13.2%
Male	137	21.0%	944	12.9%	4,325	10.6%	142,150	11.8%
Other Indicators								
Total Households	556		5,645		30,995		937,373	
Female Headed Household	233	41.9%	1,300	23.0%	7,085	22.9%	222,712	23.8%
Total Dwellings	517		5,153		29,050		913,390	
No Sewer Drain	174	33.7%	808	15.7%	7,320	25.2%	120,500	13.2%
No Refrigerator	296	57.3%	1,744	33.8%	10,872	37.4%	210,858	23.1%
Dirt floor	261	50.5%	1,086	21.1%	6,092	21.0%	127,329	13.9%

**Total Births in 2005, by Place of Birth  
and Provider Type (Source: INEGI)**

<u>Municipio of Birth</u>	<u>Provider Type</u>	<u>#</u>	<u>%</u>
Quiroga	Public	5	38.5%
Quiroga	Private	5	38.5%
Morelia	Public	2	15.4%
Pátzcuaro	Public	1	7.7%
<b>Total</b>		<b>13</b>	<b>100.0%</b>

**Total Deaths in 2005, by Sex  
and Cause of Death (Source: INEGI)**

<u>F E M A L E S</u>				<u>M A L E S</u>			
<u>Cause of Death</u>	<u>#</u>	<u>%</u>		<u>Cause of Death</u>	<u>#</u>	<u>%</u>	
Cancer - Cervix	1	12.5%		Cancer - Pancreas	2	11.1%	
Cancer - Stomach	1	12.5%		Diabetes	8	44.4%	
Ischaemic heart dis.	3	37.5%		Heart failure	3	16.7%	
Senility	1	12.5%		Malnutrition	1	5.6%	
Septicemia	2	25.0%		Other accidents	3	16.7%	
<b>Total</b>	<b>8</b>	<b>100.0%</b>		Purpura	1	5.6%	
				<b>Total</b>	<b>18</b>	<b>100.0%</b>	

## Appendix A - San Andrés Ziróndaro Community Health Profile

### Municipio: Quiroga

#### Results from the Mujeres Aliadas Birth Survey of 2009 (For women who gave birth between 2004 and 2009)

<u>Site of Prenatal Care</u>	<u>#</u>	<u>%</u>
San Andrés Ziróndaro-IMSS-Op	5	50.0%
Uruapan-Hospital Regional	1	10.0%
San Andrés Ziróndaro-Particular	1	10.0%
San Andrés Ziróndaro-Partera	1	10.0%
Quiroga-Sec. de Salud	1	10.0%
Ario de Rosales-IMSS	1	10.0%
<b>Total</b>	<b>10</b>	<b>100.0%</b>

<u>Site of Delivery</u>	<u>#</u>	<u>%</u>
Pátzcuaro-Hospital Regional	4	40.0%
Quiroga-Particular	2	20.0%
Uruapan-Hospital Regional	1	10.0%
Quiroga-Sec. de Salud Clínica	1	10.0%
Morelia-Hospital de la Mujer	1	10.0%
Ario de Rosales-IMSS/OP	1	10.0%
<b>Total</b>	<b>10</b>	<b>100.0%</b>

<u>Education</u>	<u>#</u>	<u>%</u>	<u>All Surveys*</u>
None	2	20.0%	4.8%
Primary	2	20.0%	50.4%
Secondary	6	60.0%	34.7%
High School	0	0.0%	8.5%
College	0	0.0%	1.6%
<b>Total</b>	<b>10</b>	<b>100.0%</b>	<b>100.0%</b>

<u>Insurance</u>	<u>#</u>	<u>%</u>	<u>All Surveys*</u>
None	8	80.0%	55.3%
SP	2	20.0%	36.1%
IMSS	0	0.0%	5.8%
ISSSTE	0	0.0%	2.9%
<b>Total</b>	<b>10</b>	<b>100.0%</b>	<b>100.0%</b>

<u>Purepecha</u>	<u>#</u>	<u>%</u>	<u>All Surveys*</u>
No	0	0.0%	54.9%
Si	10	100.0%	45.1%
<b>Total</b>	<b>10</b>	<b>100.0%</b>	<b>100.0%</b>

<u>Oportunidades</u>	<u>#</u>	<u>%</u>	<u>All Surveys*</u>
No	5	50.0%	64.2%
Si	5	50.0%	35.8%
<b>Total</b>	<b>10</b>	<b>100.0%</b>	<b>100.0%</b>

<u>Last Birth a Cesarean</u>	<u>#</u>	<u>%</u>	<u>All Surveys*</u>
No	7	70.0%	68.1%
Si	3	30.0%	31.9%
<b>Total</b>	<b>10</b>	<b>100.0%</b>	<b>100.0%</b>

<u>Prefer Family at Birth</u>	<u>#</u>	<u>%</u>	<u>All Surveys*</u>
No	1	50.0%	29.8%
Si	1	50.0%	70.2%
<b>Total</b>	<b>2</b>	<b>100.0%</b>	<b>100.0%</b>

<u>Next Birth With</u>	<u>#</u>	<u>%</u>	<u>All Surveys*</u>
Doctor	0	0.0%	13.6%
Doctor/a	2	20.0%	7.3%
Doctora	7	70.0%	49.3%
Midwife	1	10.0%	9.4%
Not important	0	0.0%	18.6%
Nurse	0	0.0%	1.6%
<b>Total</b>	<b>10</b>	<b>100.0%</b>	<b>100.0%</b>

<u>Next Birth Where</u>	<u>#</u>	<u>%</u>	<u>All Surveys*</u>
House	2	20.0%	18.9%
Private Hospital	2	20.0%	25.5%
Public Hospital	6	60.0%	55.6%
<b>Total</b>	<b>10</b>	<b>100.0%</b>	<b>100.0%</b>

\* - The column "All Surveys" includes all 386 birth surveys performed to date.

**Appendix A - San Andrés Ziróndaro Community Health Profile**

**Municipio: Quiroga**

**Nearest Health Care Resources**

	<b><u>Community</u></b>	<b><u>Driving Time (minutes)</u></b>
<b>Imss-Op Catchment Facility:</b>	San Andrés Ziróndaro	0
<b>Nearest SSA Facility:</b>	Quiroga	16
<b>Nearest Public Facility for Births:</b>	Quiroga	16
<b>Nearest Private Facility for Births:</b>	Quiroga	16
<b>Nearest Midwife:</b>	San Jerónimo	3

**Appendix A - San Jerónimo Purenchécuaro Community Health Profile**

**Municipio: Quiroga**

Census Statistics 2005	Community <u>San Jerónimo</u>		Municipio <u>Quiroga</u>		All 5 Municipios		Michoacán	
	<u>Number</u>	<u>Percent</u>	<u>Number</u>	<u>Percent</u>	<u>Number</u>	<u>Percent</u>	<u>Number</u>	<u>Percent</u>
Total Population	1,856		23,391		135,947		3,966,073	
Gender								
Female	1,005	54.1%	12,351	52.8%	71,733	52.8%	2,073,696	52.3%
Male	851	45.9%	11,040	47.2%	64,214	47.2%	1,892,377	47.7%
Ethnicity								
Speak Purepecha	937	54.9%	6,706	31.7%	14,917	12.4%	113,166	3.2%
Age								
0 - 14	414	22.4%	7,380	31.6%	44,789	33.4%	1,289,187	33.1%
15 - 59	1,082	58.6%	13,547	58.1%	76,418	56.9%	2,234,494	57.4%
60 and Over	351	19.0%	2,403	10.3%	13,016	9.7%	372,115	9.6%
Insurance								
Uninsured	1,465	78.9%	20,902	89.4%	107,075	78.8%	2,787,423	70.3%
SP	4	0.2%	63	0.3%	1,750	1.3%	88,652	2.2%
IMSS	36	1.9%	1,086	4.6%	13,646	10.0%	746,626	18.8%
ISSSTE	330	17.8%	1,015	4.3%	10,130	7.5%	223,990	5.6%
Illiteracy								
Total	279	19.5%	2,670	16.7%	11,627	13.0%	327,594	12.6%
Female	205	26.0%	1,726	20.0%	7,302	15.0%	185,444	13.2%
Male	74	11.5%	944	12.9%	4,325	10.6%	142,150	11.8%
Other Indicators								
Total Households	504		5,645		30,995		937,373	
Female Headed Household	161	31.9%	1,300	23.0%	7,085	22.9%	222,712	23.8%
Total Dwellings	463		5,153		29,050		913,390	
No Sewer Drain	92	19.9%	808	15.7%	7,320	25.2%	120,500	13.2%
No Refrigerator	165	35.6%	1,744	33.8%	10,872	37.4%	210,858	23.1%
Dirt floor	90	19.4%	1,086	21.1%	6,092	21.0%	127,329	13.9%

**Total Births in 2005, by Place of Birth  
and Provider Type (Source: INEGI)**

<u>Municipio of Birth</u>	<u>Provider Type</u>	<u>#</u>	<u>%</u>
Quiroga	Public	16	44.4%
Quiroga	Private	7	19.4%
Pátzcuaro	Public	5	13.9%
Morelia	Public	5	13.9%
Not In Michoacán	Public	1	2.8%
Pátzcuaro	Private	1	2.8%
Morelia	Unknown	1	2.8%
<b>Total</b>		<b>36</b>	<b>100.0%</b>

**Total Deaths in 2005, by Sex  
and Cause of Death (Source: INEGI)**

<u>F E M A L E S</u>				<u>M A L E S</u>			
<u>Cause of Death</u>	<u>#</u>	<u>%</u>		<u>Cause of Death</u>	<u>#</u>	<u>%</u>	
Cancer - Breast	1	3.7%		Cancer - Kidney	1	5.0%	
Cancer - Colorectal	1	3.7%		Cancer - Liver	3	15.0%	
Cancer - Gallbladder	1	3.7%		Cancer - Lung	1	5.0%	
Congenital malf.	1	3.7%		Congenital malf.	1	5.0%	
Diabetes	18	66.7%		Diabetes	8	40.0%	
Ischaemic heart dis.	1	3.7%		Hypertension	1	5.0%	
Senility	2	7.4%		Ischaemic heart dis.	1	5.0%	
Suicide/homicide/ac	2	7.4%		Pneumonia	3	15.0%	
<b>Total</b>	<b>27</b>	<b>100.0%</b>		Unknown	1	5.0%	
				<b>Total</b>	<b>20</b>	<b>100.0%</b>	

## Appendix A - San Jerónimo Purenchécuaro Community Health Profile

### Municipio: Quiroga

#### Results from the Mujeres Aliadas Birth Survey of 2009 (For women who gave birth between 2004 and 2009)

<u>Site of Prenatal Care</u>	<u>#</u>	<u>%</u>
San Jerónimo Purenchécuaro-	7	70.0%
Quiroga-Particular	1	10.0%
Quiroga-ISSSTE	1	10.0%
Morelia-Hospital Civil	1	10.0%
<b>Total</b>	<b>10</b>	<b>100.0%</b>

<u>Site of Delivery</u>	<u>#</u>	<u>%</u>
Pátzcuaro-Hospital Regional	2	20.0%
Morelia-Hospital de la Mujer	2	20.0%
Quiroga-Particular	1	10.0%
Quiroga-Cruz Roja	1	10.0%
Pátzcuaro-ISSSTE Clínica	1	10.0%
Morelia-ISSSTE	1	10.0%
Morelia-Hospital Civil	1	10.0%
Ario de Rosales-IMSS/OP	1	10.0%
<b>Total</b>	<b>10</b>	<b>100.0%</b>

<u>Education</u>	<u>#</u>	<u>%</u>	<u>All Surveys*</u>
None	0	0.0%	4.8%
Primary	2	22.2%	50.4%
Secondary	4	44.4%	34.7%
High School	1	11.1%	8.5%
College	2	22.2%	1.6%
<b>Total</b>	<b>9</b>	<b>100.0%</b>	<b>100.0%</b>

<u>Insurance</u>	<u>#</u>	<u>%</u>	<u>All Surveys*</u>
None	7	70.0%	55.3%
SP	1	10.0%	36.1%
IMSS	0	0.0%	5.8%
ISSSTE	2	20.0%	2.9%
<b>Total</b>	<b>10</b>	<b>100.0%</b>	<b>100.0%</b>

<u>Purepecha</u>	<u>#</u>	<u>%</u>	<u>All Surveys*</u>
No	0	0.0%	54.9%
Si	10	100.0%	45.1%
<b>Total</b>	<b>10</b>	<b>100.0%</b>	<b>100.0%</b>

<u>Oportunidades</u>	<u>#</u>	<u>%</u>	<u>All Surveys*</u>
No	6	60.0%	64.2%
Si	4	40.0%	35.8%
<b>Total</b>	<b>10</b>	<b>100.0%</b>	<b>100.0%</b>

<u>Last Birth a Cesarean</u>	<u>#</u>	<u>%</u>	<u>All Surveys*</u>
No	5	50.0%	68.1%
Si	5	50.0%	31.9%
<b>Total</b>	<b>10</b>	<b>100.0%</b>	<b>100.0%</b>

<u>Prefer Family at Birth</u>	<u>#</u>	<u>%</u>	<u>All Surveys*</u>
No	2	22.2%	29.8%
Si	7	77.8%	70.2%
<b>Total</b>	<b>9</b>	<b>100.0%</b>	<b>100.0%</b>

<u>Next Birth With</u>	<u>#</u>	<u>%</u>	<u>All Surveys*</u>
Doctor	2	20.0%	13.6%
Doctor/a	0	0.0%	7.3%
Doctora	4	40.0%	49.3%
Midwife	0	0.0%	9.4%
Not important	3	30.0%	18.6%
Nurse	1	10.0%	1.6%
<b>Total</b>	<b>10</b>	<b>100.0%</b>	<b>100.0%</b>

<u>Next Birth Where</u>	<u>#</u>	<u>%</u>	<u>All Surveys*</u>
House	0	0.0%	18.9%
Private Hospital	2	20.0%	25.5%
Public Hospital	8	80.0%	55.6%
<b>Total</b>	<b>10</b>	<b>100.0%</b>	<b>100.0%</b>

\* - The column "All Surveys" includes all 386 birth surveys performed to date.

**Appendix A - San Jerónimo Purenchécuaro Community Health Profile**

**Municipio: Quiroga**

**Nearest Health Care Resources**

	<b><u>Community</u></b>	<b><u>Driving Time (minutes)</u></b>
<b>Imss-Op Catchment Facility:</b>	San Jerónimo	0
<b>Nearest SSA Facility:</b>	Quiroga	13
<b>Nearest Public Facility for Births:</b>	Quiroga	13
<b>Nearest Private Facility for Births:</b>	Quiroga	13
<b>Nearest Midwife:</b>	San Jerónimo	0

## Appendix A - Santa Ana Community Health Profile

### Municipio: Pátzcuaro

Census Statistics 2005	Community Santa Ana		Municipio Pátzcuaro		All 5 Municipios		Michoacán	
	Number	Percent	Number	Percent	Number	Percent	Number	Percent
Total Population	927		79,868		135,947		3,966,073	
Gender								
Female	511	55.1%	42,171	52.8%	71,733	52.8%	2,073,696	52.3%
Male	416	44.9%	37,697	47.2%	64,214	47.2%	1,892,377	47.7%
Ethnicity								
Speak Purepecha	6	0.7%	3,987	5.7%	14,917	12.4%	113,166	3.2%
Age								
0 - 14	304	32.8%	26,535	33.8%	44,789	33.4%	1,289,187	33.1%
15 - 59	507	54.8%	44,818	57.2%	76,418	56.9%	2,234,494	57.4%
60 and Over	115	12.4%	7,038	9.0%	13,016	9.7%	372,115	9.6%
Insurance								
Uninsured	748	80.7%	57,838	72.4%	107,075	78.8%	2,787,423	70.3%
SP	51	5.5%	1,659	2.1%	1,750	1.3%	88,652	2.2%
IMSS	75	8.1%	10,660	13.3%	13,646	10.0%	746,626	18.8%
ISSSTE	37	4.0%	7,043	8.8%	10,130	7.5%	223,990	5.6%
Illiteracy								
Total	46	7.4%	5,613	10.8%	11,627	13.0%	327,594	12.6%
Female	31	8.8%	3,470	12.3%	7,302	15.0%	185,444	13.2%
Male	15	5.6%	2,143	9.1%	4,325	10.6%	142,150	11.8%
Other Indicators								
Total Households	201		18,034		30,995		937,373	
Female Headed Household	74	36.8%	4,379	24.3%	7,085	22.9%	222,712	23.8%
Total Dwellings	179		16,925		29,050		913,390	
No Sewer Drain	140	78.2%	3,536	20.9%	7,320	25.2%	120,500	13.2%
No Refrigerator	79	44.1%	5,837	34.5%	10,872	37.4%	210,858	23.1%
Dirt floor	44	24.6%	3,583	21.2%	6,092	21.0%	127,329	13.9%

### Total Births in 2005, by Place of Birth and Provider Type (Source: INEGI)

Municipio of Birth	Provider Type	#	%
Pátzcuaro	Public	6	50.0%
Pátzcuaro	Private	2	16.7%
Tangancicuaro	Public	1	8.3%
Morelia	Public	1	8.3%
Erongarícuaro	Public	1	8.3%
Ario de Rosales	Public	1	8.3%
<b>Total</b>		<b>12</b>	<b>100.0%</b>

### Total Deaths in 2005, by Sex and Cause of Death (Source: INEGI)

F E M A L E S			M A L E S		
Cause of Death	#	%	Cause of Death	#	%
Cancer - Abdomen	1	25.0%	Cancer - Stomach	1	25.0%
Cancer - Pancreas	2	50.0%	Cerebrovascular dis.	1	25.0%
Cirrhosis of liver	1	25.0%	Mental dis./alcohol	2	50.0%
<b>Total</b>	<b>4</b>	<b>100.0%</b>	<b>Total</b>	<b>4</b>	<b>100.0%</b>

## Appendix A - Santa Ana Community Health Profile

### Municipio: Pátzcuaro

#### Results from the Mujeres Aliadas Birth Survey of 2009 (For women who gave birth between 2004 and 2009)

<u>Site of Prenatal Care</u>	<u>#</u>	<u>%</u>
Santa Ana Chapiro-IMSS-Op	20	87.0%
Pátzcuaro-Particular	2	8.7%
Pátzcuaro-ISSSTE	1	4.3%
<b>Total</b>	<b>23</b>	<b>100.0%</b>

<u>Site of Delivery</u>	<u>#</u>	<u>%</u>
Pátzcuaro-Hospital Regional	13	56.5%
Pátzcuaro-Particular	6	26.1%
Pátzcuaro-ISSSTE Clínica	2	8.7%
Santa Ana Chapiro-Casa	1	4.3%
Morelia-IMSS	1	4.3%
<b>Total</b>	<b>23</b>	<b>100.0%</b>

<u>Education</u>	<u>#</u>	<u>%</u>	<u>All Surveys*</u>
None	0	0.0%	4.8%
Primary	8	34.8%	50.4%
Secondary	9	39.1%	34.7%
High School	6	26.1%	8.5%
College	0	0.0%	1.6%
<b>Total</b>	<b>23</b>	<b>100.0%</b>	<b>100.0%</b>

<u>Insurance</u>	<u>#</u>	<u>%</u>	<u>All Surveys*</u>
None	15	65.2%	55.3%
SP	5	21.7%	36.1%
IMSS	1	4.3%	5.8%
ISSSTE	2	8.7%	2.9%
<b>Total</b>	<b>23</b>	<b>100.0%</b>	<b>100.0%</b>

<u>Purepecha</u>	<u>#</u>	<u>%</u>	<u>All Surveys*</u>
No	14	60.9%	54.9%
Si	9	39.1%	45.1%
<b>Total</b>	<b>23</b>	<b>100.0%</b>	<b>100.0%</b>

<u>Oportunidades</u>	<u>#</u>	<u>%</u>	<u>All Surveys*</u>
No	1	4.3%	64.2%
Si	22	95.7%	35.8%
<b>Total</b>	<b>23</b>	<b>100.0%</b>	<b>100.0%</b>

<u>Last Birth a Cesarean</u>	<u>#</u>	<u>%</u>	<u>All Surveys*</u>
No	8	34.8%	68.1%
Si	15	65.2%	31.9%
<b>Total</b>	<b>23</b>	<b>100.0%</b>	<b>100.0%</b>

<u>Prefer Family at Birth</u>	<u>#</u>	<u>%</u>	<u>All Surveys*</u>
No	0		29.8%
Si	0		70.2%
<b>Total</b>	<b>0</b>		<b>100.0%</b>

<u>Next Birth With</u>	<u>#</u>	<u>%</u>	<u>All Surveys*</u>
Doctor	3	13.0%	13.6%
Doctor/a	6	26.1%	7.3%
Doctora	6	26.1%	49.3%
Midwife	7	30.4%	9.4%
Not important	1	4.3%	18.6%
Nurse	0	0.0%	1.6%
<b>Total</b>	<b>23</b>	<b>100.0%</b>	<b>100.0%</b>

<u>Next Birth Where</u>	<u>#</u>	<u>%</u>	<u>All Surveys*</u>
House	7	30.4%	18.9%
Private Hospital	10	43.5%	25.5%
Public Hospital	6	26.1%	55.6%
<b>Total</b>	<b>23</b>	<b>100.0%</b>	<b>100.0%</b>

\* - The column "All Surveys" includes all 386 birth surveys performed to date.



**Appendix A - Santa Ana Community Health Profile**

**Municipio: Pátzcuaro**

**Nearest Health Care Resources**

	<b><u>Community</u></b>	<b><u>Driving Time (minutes)</u></b>
<b>Imss-Op Catchment Facility:</b>	Santa Ana Chapitiro	0
<b>Nearest SSA Facility:</b>	Pátzcuaro	12
<b>Nearest Public Facility for Births:</b>	Pátzcuaro	15
<b>Nearest Private Facility for Births:</b>	Pátzcuaro	10
<b>Nearest Midwife:</b>	Arocutín	11

**Appendix A - Santa Fe de la Laguna Community Health Profile**

**Municipio: Quiroga**

Census Statistics 2005	Community Santa Fe de la		Municipio Quiroga		All 5 Municipios		Michoacán	
	Number	Percent	Number	Percent	Number	Percent	Number	Percent
Total Population	4,046		23,391		135,947		3,966,073	
Gender								
Female	2,115	52.3%	12,351	52.8%	71,733	52.8%	2,073,696	52.3%
Male	1,931	47.7%	11,040	47.2%	64,214	47.2%	1,892,377	47.7%
Ethnicity								
Speak Purepecha	3,615	98.2%	6,706	31.7%	14,917	12.4%	113,166	3.2%
Age								
0 - 14	1,213	30.0%	7,380	31.6%	44,789	33.4%	1,289,187	33.1%
15 - 59	2,418	59.9%	13,547	58.1%	76,418	56.9%	2,234,494	57.4%
60 and Over	409	10.1%	2,403	10.3%	13,016	9.7%	372,115	9.6%
Insurance								
Uninsured	3,805	94.0%	20,902	89.4%	107,075	78.8%	2,787,423	70.3%
SP	0	0.0%	63	0.3%	1,750	1.3%	88,652	2.2%
IMSS	77	1.9%	1,086	4.6%	13,646	10.0%	746,626	18.8%
ISSSTE	80	2.0%	1,015	4.3%	10,130	7.5%	223,990	5.6%
Illiteracy								
Total	720	25.5%	2,670	16.7%	11,627	13.0%	327,594	12.6%
Female	500	33.6%	1,726	20.0%	7,302	15.0%	185,444	13.2%
Male	220	16.4%	944	12.9%	4,325	10.6%	142,150	11.8%
Other Indicators								
Total Households	907		5,645		30,995		937,373	
Female Headed Household	211	23.3%	1,300	23.0%	7,085	22.9%	222,712	23.8%
Total Dwellings	798		5,153		29,050		913,390	
No Sewer Drain	356	44.6%	808	15.7%	7,320	25.2%	120,500	13.2%
No Refrigerator	617	77.3%	1,744	33.8%	10,872	37.4%	210,858	23.1%
Dirt floor	421	52.8%	1,086	21.1%	6,092	21.0%	127,329	13.9%

**Total Births in 2005, by Place of Birth  
and Provider Type (Source: INEGI)**

Municipio of Birth	Provider Type	#	%
Morelia	Public	18	31.6%
Quiroga	Public	14	24.6%
Pátzcuaro	Public	14	24.6%
Quiroga	Private	8	14.0%
Not In Michoacán	Public	2	3.5%
Quiroga	Midwife	1	1.8%
<b>Total</b>		<b>57</b>	<b>100.0%</b>

**Total Deaths in 2005, by Sex  
and Cause of Death (Source: INEGI)**

F E M A L E S				M A L E S			
Cause of Death	#	%		Cause of Death	#	%	
Acute hepatitis B	1	3.0%		Alcoholic liver dis.	4	14.8%	
Cancer - Cervix	2	6.1%		Cancer - Prostate	1	3.7%	
Cancer - Stomach	1	3.0%		Diabetes	8	29.6%	
Cirrhosis of liver	1	3.0%		Homicide	4	14.8%	
Diabetes	24	72.7%		Ischaemic heart dis.	1	3.7%	
Hernia	1	3.0%		Other accidents	1	3.7%	
Hypertension	1	3.0%		Other respiratory dis.	2	7.4%	
Ischaemic heart dis.	1	3.0%		Pneumonia	3	11.1%	
Shock	1	3.0%		Suicide/homicide/ac	1	3.7%	
<b>Total</b>	<b>33</b>	<b>100.0%</b>		Transport accidents	2	7.4%	
				<b>Total</b>	<b>27</b>	<b>100.0%</b>	

## Appendix A - Santa Fe de la Laguna Community Health Profile

### Municipio: Quiroga

#### Results from the Mujeres Aliadas Birth Survey of 2009 (For women who gave birth between 2004 and 2009)

<u>Site of Prenatal Care</u>	<u>#</u>	<u>%</u>
Santa Fe de la Laguna-IMSS-Op	10	90.9%
Santa Fe de la Laguna-	1	9.1%
<b>Total</b>	<b>11</b>	<b>100.0%</b>

<u>Site of Delivery</u>	<u>#</u>	<u>%</u>
Morelia-Hospital de la Mujer	5	45.5%
Quiroga-Sec. de Salud Clínica	2	18.2%
Pátzcuaro-Hospital Regional	2	18.2%
Quiroga-Particular	1	9.1%
Morelia-Hospital Civil	1	9.1%
<b>Total</b>	<b>11</b>	<b>100.0%</b>

<u>Education</u>	<u>#</u>	<u>%</u>	<u>All Surveys*</u>
None	3	27.3%	4.8%
Primary	4	36.4%	50.4%
Secondary	2	18.2%	34.7%
High School	2	18.2%	8.5%
College	0	0.0%	1.6%
<b>Total</b>	<b>11</b>	<b>100.0%</b>	<b>100.0%</b>

<u>Insurance</u>	<u>#</u>	<u>%</u>	<u>All Surveys*</u>
None	8	72.7%	55.3%
SP	3	27.3%	36.1%
IMSS	0	0.0%	5.8%
ISSSTE	0	0.0%	2.9%
<b>Total</b>	<b>11</b>	<b>100.0%</b>	<b>100.0%</b>

<u>Purepecha</u>	<u>#</u>	<u>%</u>	<u>All Surveys*</u>
No	0	0.0%	54.9%
Si	11	100.0%	45.1%
<b>Total</b>	<b>11</b>	<b>100.0%</b>	<b>100.0%</b>

<u>Oportunidades</u>	<u>#</u>	<u>%</u>	<u>All Surveys*</u>
No	5	45.5%	64.2%
Si	6	54.5%	35.8%
<b>Total</b>	<b>11</b>	<b>100.0%</b>	<b>100.0%</b>

<u>Last Birth a Cesarean</u>	<u>#</u>	<u>%</u>	<u>All Surveys*</u>
No	8	72.7%	68.1%
Si	3	27.3%	31.9%
<b>Total</b>	<b>11</b>	<b>100.0%</b>	<b>100.0%</b>

<u>Prefer Family at Birth</u>	<u>#</u>	<u>%</u>	<u>All Surveys*</u>
No	3	60.0%	29.8%
Si	2	40.0%	70.2%
<b>Total</b>	<b>5</b>	<b>100.0%</b>	<b>100.0%</b>

<u>Next Birth With</u>	<u>#</u>	<u>%</u>	<u>All Surveys*</u>
Doctor	2	18.2%	13.6%
Doctor/a	3	27.3%	7.3%
Doctora	5	45.5%	49.3%
Midwife	0	0.0%	9.4%
Not important	1	9.1%	18.6%
Nurse	0	0.0%	1.6%
<b>Total</b>	<b>11</b>	<b>100.0%</b>	<b>100.0%</b>

<u>Next Birth Where</u>	<u>#</u>	<u>%</u>	<u>All Surveys*</u>
House	1	9.1%	18.9%
Private Hospital	2	18.2%	25.5%
Public Hospital	8	72.7%	55.6%
<b>Total</b>	<b>11</b>	<b>100.0%</b>	<b>100.0%</b>

\* - The column "All Surveys" includes all 386 birth surveys performed to date.

**Appendix A - Santa Fe de la Laguna Community Health Profile**

**Municipio: Quiroga**

**Nearest Health Care Resources**

	<b><u>Community</u></b>	<b><u>Driving Time</u></b> <b><u>(minutes)</u></b>
<b>Imss-Op Catchment Facility:</b>	Santa Fe de la Laguna	0
<b>Nearest SSA Facility:</b>	Quiroga	4
<b>Nearest Public Facility for Births:</b>	Quiroga	4
<b>Nearest Private Facility for Births:</b>	Quiroga	4
<b>Nearest Midwife:</b>	Santa Fe de la Laguna	0

## Appendix A - Tupátaro Community Health Profile

### Municipio: Huiramba

Census Statistics 2005	Community Tupátaro		Municipio Huiramba		All 5 Municipios		Michoacán	
	Number	Percent	Number	Percent	Number	Percent	Number	Percent
Total Population	729		7,369		135,947		3,966,073	
Gender								
Female	384	52.7%	3,802	51.6%	71,733	52.8%	2,073,696	52.3%
Male	345	47.3%	3,567	48.4%	64,214	47.2%	1,892,377	47.7%
Ethnicity								
Speak Purepecha	0	0.0%	4	0.1%	14,917	12.4%	113,166	3.2%
Age								
0 - 14	281	38.6%	2,685	36.8%	44,789	33.4%	1,289,187	33.1%
15 - 59	372	51.1%	3,949	54.1%	76,418	56.9%	2,234,494	57.4%
60 and Over	75	10.3%	663	9.1%	13,016	9.7%	372,115	9.6%
Insurance								
Uninsured	711	97.5%	6,261	85.0%	107,075	78.8%	2,787,423	70.3%
SP	0	0.0%	1	0.0%	1,750	1.3%	88,652	2.2%
IMSS	4	0.5%	666	9.0%	13,646	10.0%	746,626	18.8%
ISSSTE	7	1.0%	276	3.7%	10,130	7.5%	223,990	5.6%
Illiteracy								
Total	94	21.0%	660	14.3%	11,627	13.0%	327,594	12.6%
Female	45	18.3%	369	14.8%	7,302	15.0%	185,444	13.2%
Male	49	24.4%	291	13.7%	4,325	10.6%	142,150	11.8%
Other Indicators								
Total Households	144		1,606		30,995		937,373	
Female Headed Household	25	17.4%	268	16.7%	7,085	22.9%	222,712	23.8%
Total Dwellings	143		1,566		29,050		913,390	
No Sewer Drain	71	49.7%	320	20.4%	7,320	25.2%	120,500	13.2%
No Refrigerator	88	61.5%	691	44.1%	10,872	37.4%	210,858	23.1%
Dirt floor	56	39.2%	393	25.1%	6,092	21.0%	127,329	13.9%

### Total Births in 2005, by Place of Birth and Provider Type (Source: INEGI)

Municipio of Birth	Provider Type	#	%
Pátzcuaro	Public	4	33.3%
Huiramba	Midwife	3	25.0%
Morelia	Public	2	16.7%
Huiramba	Private	2	16.7%
Pátzcuaro	Private	1	8.3%
<b>Total</b>		<b>12</b>	<b>100.0%</b>

### Total Deaths in 2005, by Sex and Cause of Death (Source: INEGI)

F E M A L E S			M A L E S		
Cause of Death	#	%	Cause of Death	#	%
Cerebrovascular dis.	1	25.0%	Diabetes	8	80.0%
Other brain dis.	2	50.0%	Emphysema	2	20.0%
Unknown	1	25.0%	<b>Total</b>	<b>10</b>	<b>100.0%</b>
<b>Total</b>	<b>4</b>	<b>100.0%</b>			

## Appendix A - Tupátaro Community Health Profile

### Municipio: Huiramba

#### Results from the Mujeres Aliadas Birth Survey of 2009 (For women who gave birth between 2004 and 2009)

<u>Site of Prenatal Care</u>	<u>#</u>	<u>%</u>
Cuanajo-Sec. de Salud	7	63.6%
Pátzcuaro-Hospital Regional	2	18.2%
Morelia-Particular	1	9.1%
Cuanajo-Partera	1	9.1%
<b>Total</b>	<b>11</b>	<b>100.0%</b>

<u>Site of Delivery</u>	<u>#</u>	<u>%</u>
Pátzcuaro-Hospital Regional	4	36.4%
Tupátaro-Casa	3	27.3%
Pátzcuaro-Hospital Civil	2	18.2%
Quiríngaro-Casa	1	9.1%
Morelia-Hospital de la Mujer	1	9.1%
<b>Total</b>	<b>11</b>	<b>100.0%</b>

<u>Education</u>	<u>#</u>	<u>%</u>	<u>All Surveys*</u>
None	0	0.0%	4.8%
Primary	6	54.5%	50.4%
Secondary	4	36.4%	34.7%
High School	1	9.1%	8.5%
College	0	0.0%	1.6%
<b>Total</b>	<b>11</b>	<b>100.0%</b>	<b>100.0%</b>

<u>Insurance</u>	<u>#</u>	<u>%</u>	<u>All Surveys*</u>
None	3	27.3%	55.3%
SP	8	72.7%	36.1%
IMSS	0	0.0%	5.8%
ISSSTE	0	0.0%	2.9%
<b>Total</b>	<b>11</b>	<b>100.0%</b>	<b>100.0%</b>

<u>Purepecha</u>	<u>#</u>	<u>%</u>	<u>All Surveys*</u>
No	11	100.0%	54.9%
Si	0	0.0%	45.1%
<b>Total</b>	<b>11</b>	<b>100.0%</b>	<b>100.0%</b>

<u>Oportunidades</u>	<u>#</u>	<u>%</u>	<u>All Surveys*</u>
No	8	72.7%	64.2%
Si	3	27.3%	35.8%
<b>Total</b>	<b>11</b>	<b>100.0%</b>	<b>100.0%</b>

<u>Last Birth a Cesarean</u>	<u>#</u>	<u>%</u>	<u>All Surveys*</u>
No	9	81.8%	68.1%
Si	2	18.2%	31.9%
<b>Total</b>	<b>11</b>	<b>100.0%</b>	<b>100.0%</b>

<u>Prefer Family at Birth</u>	<u>#</u>	<u>%</u>	<u>All Surveys*</u>
No	2	28.6%	29.8%
Si	5	71.4%	70.2%
<b>Total</b>	<b>7</b>	<b>100.0%</b>	<b>100.0%</b>

<u>Next Birth With</u>	<u>#</u>	<u>%</u>	<u>All Surveys*</u>
Doctor	0	0.0%	13.6%
Doctor/a	0	0.0%	7.3%
Doctora	4	36.4%	49.3%
Midwife	5	45.5%	9.4%
Not important	2	18.2%	18.6%
Nurse	0	0.0%	1.6%
<b>Total</b>	<b>11</b>	<b>100.0%</b>	<b>100.0%</b>

<u>Next Birth Where</u>	<u>#</u>	<u>%</u>	<u>All Surveys*</u>
House	7	63.6%	18.9%
Private Hospital	1	9.1%	25.5%
Public Hospital	3	27.3%	55.6%
<b>Total</b>	<b>11</b>	<b>100.0%</b>	<b>100.0%</b>

\* - The column "All Surveys" includes all 386 birth surveys performed to date.

**Appendix A - Tupátaro Community Health Profile**

**Municipio: Huiramba**

**Nearest Health Care Resources**

	<b><u>Community</u></b>	<b><u>Driving Time</u></b> <b><u>(minutes)</u></b>
<b>Imss-Op Catchment Facility:</b>	None - Uses Cuanajo SSA	5
<b>Nearest SSA Facility:</b>	Cuanajo	5
<b>Nearest Public Facility for Births:</b>	Pátzcuaro	20
<b>Nearest Private Facility for Births:</b>	Pátzcuaro	20
<b>Nearest Midwife:</b>	Cuanajo	5

## Appendix A - Tzurumútaro Community Health Profile

### Municipio: Pátzcuaro

Census Statistics 2005	Community Tzurumútaro		Municipio Pátzcuaro		All 5 Municipios		Michoacán	
	Number	Percent	Number	Percent	Number	Percent	Number	Percent
Total Population	2,301		79,868		135,947		3,966,073	
Gender								
Female	1,180	51.3%	42,171	52.8%	71,733	52.8%	2,073,696	52.3%
Male	1,121	48.7%	37,697	47.2%	64,214	47.2%	1,892,377	47.7%
Ethnicity								
Speak Purepecha	8	0.4%	3,987	5.7%	14,917	12.4%	113,166	3.2%
Age								
0 - 14	749	32.8%	26,535	33.8%	44,789	33.4%	1,289,187	33.1%
15 - 59	1,320	57.7%	44,818	57.2%	76,418	56.9%	2,234,494	57.4%
60 and Over	217	9.5%	7,038	9.0%	13,016	9.7%	372,115	9.6%
Insurance								
Uninsured	1,416	61.5%	57,838	72.4%	107,075	78.8%	2,787,423	70.3%
SP	410	17.8%	1,659	2.1%	1,750	1.3%	88,652	2.2%
IMSS	117	5.1%	10,660	13.3%	13,646	10.0%	746,626	18.8%
ISSSTE	146	6.3%	7,043	8.8%	10,130	7.5%	223,990	5.6%
Illiteracy								
Total	110	7.2%	5,613	10.8%	11,627	13.0%	327,594	12.6%
Female	75	9.2%	3,470	12.3%	7,302	15.0%	185,444	13.2%
Male	35	4.9%	2,143	9.1%	4,325	10.6%	142,150	11.8%
Other Indicators								
Total Households	507		18,034		30,995		937,373	
Female Headed Household	117	23.1%	4,379	24.3%	7,085	22.9%	222,712	23.8%
Total Dwellings	447		16,925		29,050		913,390	
No Sewer Drain	245	54.8%	3,536	20.9%	7,320	25.2%	120,500	13.2%
No Refrigerator	192	43.0%	5,837	34.5%	10,872	37.4%	210,858	23.1%
Dirt floor	97	21.7%	3,583	21.2%	6,092	21.0%	127,329	13.9%

### Total Births in 2005, by Place of Birth and Provider Type (Source: INEGI)

Municipio of Birth	Provider Type	#	%
Pátzcuaro	Public	34	70.8%
Pátzcuaro	Private	4	8.3%
Ario de Rosales	Public	4	8.3%
Not In Michoacán	Public	2	4.2%
Morelia	Public	2	4.2%
Ario de Rosales	Unknown	1	2.1%
Apatzingan	Public	1	2.1%
<b>Total</b>		<b>48</b>	<b>100.0%</b>

### Total Deaths in 2005, by Sex and Cause of Death (Source: INEGI)

F E M A L E S			M A L E S		
Cause of Death	#	%	Cause of Death	#	%
Cancer - Stomach	1	3.8%	Alcoholic liver dis.	2	25.0%
Cerebrovascular dis.	1	3.8%	Cancer - Colorectal	1	12.5%
Diabetes	20	76.9%	Emphysema	2	25.0%
Epilepsy	1	3.8%	Transport accidents	3	37.5%
Musculoskeletal dis.	1	3.8%	<b>Total</b>	<b>8</b>	<b>100.0%</b>
Obesity	1	3.8%			
Senility	1	3.8%			
<b>Total</b>	<b>26</b>	<b>100.0%</b>			



## Appendix A - Tzurumútaro Community Health Profile

### Municipio: Pátzcuaro

#### Results from the Mujeres Aliadas Birth Survey of 2009 (For women who gave birth between 2004 and 2009)

<u>Site of Prenatal Care</u>	<u>#</u>	<u>%</u>
Pátzcuaro-Sec. de Salud	4	33.3%
Tzurumutaro-IMSS-Op	3	25.0%
Pátzcuaro-Particular	3	25.0%
Pátzcuaro-IMSS	1	8.3%
Pátzcuaro-Hospital Regional	1	8.3%
<b>Total</b>	<b>12</b>	<b>100.0%</b>

<u>Site of Delivery</u>	<u>#</u>	<u>%</u>
Pátzcuaro-Hospital Regional	4	33.3%
Pátzcuaro-Particular	2	16.7%
Pátzcuaro-Hospital Civil	2	16.7%
Tzurumútaro-Casa	1	8.3%
Pátzcuaro-ISSSTE Clínica	1	8.3%
Morelia-IMSS	1	8.3%
Morelia-Hospital de la Mujer	1	8.3%
<b>Total</b>	<b>12</b>	<b>100.0%</b>

<u>Education</u>	<u>#</u>	<u>%</u>	<u>All Surveys*</u>
None	0	0.0%	4.8%
Primary	4	33.3%	50.4%
Secondary	7	58.3%	34.7%
High School	0	0.0%	8.5%
College	1	8.3%	1.6%
<b>Total</b>	<b>12</b>	<b>100.0%</b>	<b>100.0%</b>

<u>Insurance</u>	<u>#</u>	<u>%</u>	<u>All Surveys*</u>
None	5	41.7%	55.3%
SP	4	33.3%	36.1%
IMSS	3	25.0%	5.8%
ISSSTE	0	0.0%	2.9%
<b>Total</b>	<b>12</b>	<b>100.0%</b>	<b>100.0%</b>

<u>Purepecha</u>	<u>#</u>	<u>%</u>	<u>All Surveys*</u>
No	11	100.0%	54.9%
Si	0	0.0%	45.1%
<b>Total</b>	<b>11</b>	<b>100.0%</b>	<b>100.0%</b>

<u>Oportunidades</u>	<u>#</u>	<u>%</u>	<u>All Surveys*</u>
No	11	91.7%	64.2%
Si	1	8.3%	35.8%
<b>Total</b>	<b>12</b>	<b>100.0%</b>	<b>100.0%</b>

<u>Last Birth a Cesarean</u>	<u>#</u>	<u>%</u>	<u>All Surveys*</u>
No	6	50.0%	68.1%
Si	6	50.0%	31.9%
<b>Total</b>	<b>12</b>	<b>100.0%</b>	<b>100.0%</b>

<u>Prefer Family at Birth</u>	<u>#</u>	<u>%</u>	<u>All Surveys*</u>
No	1	12.5%	29.8%
Si	7	87.5%	70.2%
<b>Total</b>	<b>8</b>	<b>100.0%</b>	<b>100.0%</b>

<u>Next Birth With</u>	<u>#</u>	<u>%</u>	<u>All Surveys*</u>
Doctor	0	0.0%	13.6%
Doctor/a	1	8.3%	7.3%
Doctora	8	66.7%	49.3%
Midwife	0	0.0%	9.4%
Not important	3	25.0%	18.6%
Nurse	0	0.0%	1.6%
<b>Total</b>	<b>12</b>	<b>100.0%</b>	<b>100.0%</b>

<u>Next Birth Where</u>	<u>#</u>	<u>%</u>	<u>All Surveys*</u>
House	2	16.7%	18.9%
Private Hospital	5	41.7%	25.5%
Public Hospital	5	41.7%	55.6%
<b>Total</b>	<b>12</b>	<b>100.0%</b>	<b>100.0%</b>

\* - The column "All Surveys" includes all 386 birth surveys performed to date.

**Appendix A - Tzurumútaro Community Health Profile**

**Municipio: Pátzcuaro**

**Nearest Health Care Resources**

	<b><u>Community</u></b>	<b><u>Driving Time</u></b> <b><u>(minutes)</u></b>
<b>Imss-Op Catchment Facility:</b>	Tzurumútaro	0
<b>Nearest SSA Facility:</b>	Pátzcuaro	8
<b>Nearest Public Facility for Births:</b>	Pátzcuaro	7
<b>Nearest Private Facility for Births:</b>	Pátzcuaro	7
<b>Nearest Midwife:</b>	Tzurumútaro	0

## Appendix A - Uricho Community Health Profile

### Municipio: Erongarícuaro

Census Statistics 2005	Community Uricho		Municipio Erongarícuaro		All 5 Municipios		Michoacán	
	Number	Percent	Number	Percent	Number	Percent	Number	Percent
Total Population	1,646		13,060		135,947		3,966,073	
Gender								
Female	842	51.2%	6,829	52.3%	71,733	52.8%	2,073,696	52.3%
Male	804	48.8%	6,231	47.7%	64,214	47.2%	1,892,377	47.7%
Ethnicity								
Speak Purepecha	504	34.1%	2,477	21.1%	14,917	12.4%	113,166	3.2%
Age								
0 - 14	488	29.6%	4,088	31.5%	44,789	33.4%	1,289,187	33.1%
15 - 59	944	57.4%	7,248	55.8%	76,418	56.9%	2,234,494	57.4%
60 and Over	214	13.0%	1,659	12.8%	13,016	9.7%	372,115	9.6%
Insurance								
Uninsured	1,467	89.1%	11,406	87.3%	107,075	78.8%	2,787,423	70.3%
SP	1	0.1%	17	0.1%	1,750	1.3%	88,652	2.2%
IMSS	71	4.3%	806	6.2%	13,646	10.0%	746,626	18.8%
ISSSTE	102	6.2%	721	5.5%	10,130	7.5%	223,990	5.6%
Illiteracy								
Total	188	16.2%	1,454	16.3%	11,627	13.0%	327,594	12.6%
Female	147	24.5%	943	19.9%	7,302	15.0%	185,444	13.2%
Male	41	7.3%	511	12.3%	4,325	10.6%	142,150	11.8%
Other Indicators								
Total Households	375		2,995		30,995		937,373	
Female Headed Household	78	20.8%	625	20.9%	7,085	22.9%	222,712	23.8%
Total Dwellings	346		2,849		29,050		913,390	
No Sewer Drain	95	27.5%	1,571	55.1%	7,320	25.2%	120,500	13.2%
No Refrigerator	247	71.4%	1,381	48.5%	10,872	37.4%	210,858	23.1%
Dirt floor	85	24.6%	559	19.6%	6,092	21.0%	127,329	13.9%

### Total Births in 2005, by Place of Birth and Provider Type (Source: INEGI)

Municipio of Birth	Provider Type	#	%
Pátzcuaro	Public	9	36.0%
Erongarícuaro	Private	9	36.0%
Erongarícuaro	Midwife	4	16.0%
Not In Michoacán	Public	2	8.0%
Pátzcuaro	Private	1	4.0%
<b>Total</b>		<b>25</b>	<b>100.0%</b>

### Total Deaths in 2005, by Sex and Cause of Death (Source: INEGI)

F E M A L E S			M A L E S		
Cause of Death	#	%	Cause of Death	#	%
Cancer - Colorectal	1	25.0%	Cerebrovascular dis.	2	9.1%
Cancer - Lymph.	1	25.0%	Cirrhosis of liver	1	4.5%
Other digestive dis.	1	25.0%	Diabetes	14	63.6%
Senility	1	25.0%	Heart failure	3	13.6%
<b>Total</b>	<b>4</b>	<b>100.0%</b>	Ischaemic heart dis.	2	9.1%
			<b>Total</b>	<b>22</b>	<b>100.0%</b>

## Appendix A - Uricho Community Health Profile

### Municipio: Erongarícuaro

#### Results from the Mujeres Aliadas Birth Survey of 2009 (For women who gave birth between 2004 and 2009)

<u>Site of Prenatal Care</u>	<u>#</u>	<u>%</u>
Uricho-Clinica publica	9	75.0%
Uricho-Partera	1	8.3%
Pátzcuaro-Particular	1	8.3%
Pátzcuaro-Hospital Regional	1	8.3%
<b>Total</b>	<b>12</b>	<b>100.0%</b>

<u>Site of Delivery</u>	<u>#</u>	<u>%</u>
Pátzcuaro-Hospital Regional	4	33.3%
Erongarícuaro-Particular	4	33.3%
Uricho-Casa	2	16.7%
Pátzcuaro-Particular	1	8.3%
Morelia-Hospital Civil	1	8.3%
<b>Total</b>	<b>12</b>	<b>100.0%</b>

<u>Education</u>	<u>#</u>	<u>%</u>	<u>All Surveys*</u>
None	1	8.3%	4.8%
Primary	6	50.0%	50.4%
Secondary	5	41.7%	34.7%
High School	0	0.0%	8.5%
College	0	0.0%	1.6%
<b>Total</b>	<b>12</b>	<b>100.0%</b>	<b>100.0%</b>

<u>Insurance</u>	<u>#</u>	<u>%</u>	<u>All Surveys*</u>
None	11	91.7%	55.3%
SP	1	8.3%	36.1%
IMSS	0	0.0%	5.8%
ISSSTE	0	0.0%	2.9%
<b>Total</b>	<b>12</b>	<b>100.0%</b>	<b>100.0%</b>

<u>Purepecha</u>	<u>#</u>	<u>%</u>	<u>All Surveys*</u>
No	2	16.7%	54.9%
Si	10	83.3%	45.1%
<b>Total</b>	<b>12</b>	<b>100.0%</b>	<b>100.0%</b>

<u>Oportunidades</u>	<u>#</u>	<u>%</u>	<u>All Surveys*</u>
No	9	75.0%	64.2%
Si	3	25.0%	35.8%
<b>Total</b>	<b>12</b>	<b>100.0%</b>	<b>100.0%</b>

<u>Last Birth a Cesarean</u>	<u>#</u>	<u>%</u>	<u>All Surveys*</u>
No	11	91.7%	68.1%
Si	1	8.3%	31.9%
<b>Total</b>	<b>12</b>	<b>100.0%</b>	<b>100.0%</b>

<u>Prefer Family at Birth</u>	<u>#</u>	<u>%</u>	<u>All Surveys*</u>
No	8	80.0%	29.8%
Si	2	20.0%	70.2%
<b>Total</b>	<b>10</b>	<b>100.0%</b>	<b>100.0%</b>

<u>Next Birth With</u>	<u>#</u>	<u>%</u>	<u>All Surveys*</u>
Doctor	0	0.0%	13.6%
Doctor/a	1	8.3%	7.3%
Doctora	9	75.0%	49.3%
Midwife	2	16.7%	9.4%
Not important	0	0.0%	18.6%
Nurse	0	0.0%	1.6%
<b>Total</b>	<b>12</b>	<b>100.0%</b>	<b>100.0%</b>

<u>Next Birth Where</u>	<u>#</u>	<u>%</u>	<u>All Surveys*</u>
House	2	16.7%	18.9%
Private Hospital	3	25.0%	25.5%
Public Hospital	7	58.3%	55.6%
<b>Total</b>	<b>12</b>	<b>100.0%</b>	<b>100.0%</b>

\* - The column "All Surveys" includes all 386 birth surveys performed to date.

**Appendix A - Uricho Community Health Profile**

**Municipio: Erongarícuaro**

**Nearest Health Care Resources**

	<b><u>Community</u></b>	<b><u>Driving Time (minutes)</u></b>
<b>Imss-Op Catchment Facility:</b>	Uricho	0
<b>Nearest SSA Facility:</b>	Erongarícuaro	5
<b>Nearest Public Facility for Births:</b>	Pátzcuaro	30
<b>Nearest Private Facility for Births:</b>	Erongarícuaro	5
<b>Nearest Midwife:</b>	Uricho	0

**Appendix A - Zinciro Community Health Profile**

**Municipio: Erongarícuaro**

Census Statistics 2005	Community <u>Zinciro</u>		Municipio <u>Erongarícuaro</u>		All 5 Municipios		Michoacán	
	<u>Number</u>	<u>Percent</u>	<u>Number</u>	<u>Percent</u>	<u>Number</u>	<u>Percent</u>	<u>Number</u>	<u>Percent</u>
Total Population	453		13,060		135,947		3,966,073	
Gender								
Female	240	53.0%	6,829	52.3%	71,733	52.8%	2,073,696	52.3%
Male	213	47.0%	6,231	47.7%	64,214	47.2%	1,892,377	47.7%
Ethnicity								
Speak Purepecha	1	0.2%	2,477	21.1%	14,917	12.4%	113,166	3.2%
Age								
0 - 14	106	23.9%	4,088	31.5%	44,789	33.4%	1,289,187	33.1%
15 - 59	238	53.6%	7,248	55.8%	76,418	56.9%	2,234,494	57.4%
60 and Over	100	22.5%	1,659	12.8%	13,016	9.7%	372,115	9.6%
Insurance								
Uninsured	440	97.1%	11,406	87.3%	107,075	78.8%	2,787,423	70.3%
SP	0	0.0%	17	0.1%	1,750	1.3%	88,652	2.2%
IMSS	0	0.0%	806	6.2%	13,646	10.0%	746,626	18.8%
ISSSTE	3	0.7%	721	5.5%	10,130	7.5%	223,990	5.6%
Illiteracy								
Total	58	17.2%	1,454	16.3%	11,627	13.0%	327,594	12.6%
Female	27	14.6%	943	19.9%	7,302	15.0%	185,444	13.2%
Male	31	20.3%	511	12.3%	4,325	10.6%	142,150	11.8%
Other Indicators								
Total Households	134		2,995		30,995		937,373	
Female Headed Household	28	20.9%	625	20.9%	7,085	22.9%	222,712	23.8%
Total Dwellings	130		2,849		29,050		913,390	
No Sewer Drain	125	96.2%	1,571	55.1%	7,320	25.2%	120,500	13.2%
No Refrigerator	63	48.5%	1,381	48.5%	10,872	37.4%	210,858	23.1%
Dirt floor	26	20.0%	559	19.6%	6,092	21.0%	127,329	13.9%

**Total Births in 2005, by Place of Birth  
and Provider Type (Source: INEGI)**

<u>Municipio of Birth</u>	<u>Provider Type</u>	<u>#</u>	<u>%</u>
Erongarícuaro	Private	3	50.0%
Uruapan	Public	1	16.7%
Pátzcuaro	Private	1	16.7%
Erongarícuaro	Public	1	16.7%
<b>Total</b>		<b>6</b>	<b>100.0%</b>

**Total Deaths in 2005, by Sex  
and Cause of Death (Source: INEGI)**

<u>F E M A L E S</u>			<u>M A L E S</u>		
<u>Cause of Death</u>	<u>#</u>	<u>%</u>	<u>Cause of Death</u>	<u>#</u>	<u>%</u>
Senility	1	100.0%	Ischaemic heart dis.	1	20.0%
<b>Total</b>	<b>1</b>	<b>100.0%</b>	Neoplasm of brain	1	20.0%
			Pneumonia	3	60.0%
			<b>Total</b>	<b>5</b>	<b>100.0%</b>

## Appendix A - Zinciro Community Health Profile

### Municipio: Erongarícuaro

#### Results from the Mujeres Aliadas Birth Survey of 2009 (For women who gave birth between 2004 and 2009)

<u>Site of Prenatal Care</u>	<u>#</u>	<u>%</u>
Zinciro-IMSS-Op	8	61.5%
Pátzcuaro-Hospital Regional	2	15.4%
No prenatal care	1	7.7%
Erongarícuaro-Particular	1	7.7%
Colonia-Particular	1	7.7%
<b>Total</b>	<b>13</b>	<b>100.0%</b>

<u>Site of Delivery</u>	<u>#</u>	<u>%</u>
Pátzcuaro-Hospital Regional	5	38.5%
Zinciro-IMSS/OP Clínica	2	15.4%
Erongarícuaro-Particular	2	15.4%
Zacapu-Particular	1	7.7%
Quiroga-Particular	1	7.7%
Morelia-Hospital de la Mujer	1	7.7%
Lazaro Cardenas (Eronga)-	1	7.7%
<b>Total</b>	<b>13</b>	<b>100.0%</b>

<u>Education</u>	<u>#</u>	<u>%</u>	<u>All Surveys*</u>
None	0	0.0%	4.8%
Primary	5	38.5%	50.4%
Secondary	8	61.5%	34.7%
High School	0	0.0%	8.5%
College	0	0.0%	1.6%
<b>Total</b>	<b>13</b>	<b>100.0%</b>	<b>100.0%</b>

<u>Insurance</u>	<u>#</u>	<u>%</u>	<u>All Surveys*</u>
None	10	76.9%	55.3%
SP	3	23.1%	36.1%
IMSS	0	0.0%	5.8%
ISSSTE	0	0.0%	2.9%
<b>Total</b>	<b>13</b>	<b>100.0%</b>	<b>100.0%</b>

<u>Purepecha</u>	<u>#</u>	<u>%</u>	<u>All Surveys*</u>
No	13	100.0%	54.9%
Si	0	0.0%	45.1%
<b>Total</b>	<b>13</b>	<b>100.0%</b>	<b>100.0%</b>

<u>Oportunidades</u>	<u>#</u>	<u>%</u>	<u>All Surveys*</u>
No	11	84.6%	64.2%
Si	2	15.4%	35.8%
<b>Total</b>	<b>13</b>	<b>100.0%</b>	<b>100.0%</b>

<u>Last Birth a Cesarean</u>	<u>#</u>	<u>%</u>	<u>All Surveys*</u>
No	7	53.8%	68.1%
Si	6	46.2%	31.9%
<b>Total</b>	<b>13</b>	<b>100.0%</b>	<b>100.0%</b>

<u>Prefer Family at Birth</u>	<u>#</u>	<u>%</u>	<u>All Surveys*</u>
No	1	10.0%	29.8%
Si	9	90.0%	70.2%
<b>Total</b>	<b>10</b>	<b>100.0%</b>	<b>100.0%</b>

<u>Next Birth With</u>	<u>#</u>	<u>%</u>	<u>All Surveys*</u>
Doctor	2	15.4%	13.6%
Doctor/a	0	0.0%	7.3%
Doctora	8	61.5%	49.3%
Midwife	1	7.7%	9.4%
Not important	1	7.7%	18.6%
Nurse	1	7.7%	1.6%
<b>Total</b>	<b>13</b>	<b>100.0%</b>	<b>100.0%</b>

<u>Next Birth Where</u>	<u>#</u>	<u>%</u>	<u>All Surveys*</u>
House	0	0.0%	18.9%
Private Hospital	4	30.8%	25.5%
Public Hospital	9	69.2%	55.6%
<b>Total</b>	<b>13</b>	<b>100.0%</b>	<b>100.0%</b>

\* - The column "All Surveys" includes all 386 birth surveys performed to date.

## **Appendix A - Zinciro Community Health Profile**

### **Municipio: Erongarícuaro**

#### **Nearest Health Care Resources**

	<b><u>Community</u></b>	<b><u>Driving Time (minutes)</u></b>
<b>Imss-Op Catchment Facility:</b>	Zinciro	0
<b>Nearest SSA Facility:</b>	Erongarícuaro	20
<b>Nearest Public Facility for Births:</b>	Pátzcuaro	50
<b>Nearest Private Facility for Births:</b>	Erongarícuaro	20
<b>Nearest Midwife:</b>	Uricho	25



## Appendix B - Health Facility Profile

### Facility: Ajuno IMSS-Oportunidades

**Community:** Ajuno

**Municipio:** Pátzcuaro

**Institutional Type:** IMSS-Op

#### **Communities served by this facility:**

Ajuno, San Miguel Charahuén, Estación de Ajuno

#### **Who can use this facility:**

Anyone living in communities served

**Hours:** M-F: 8-1 and 3-6; Sat: 8-12

**Visits per week:** 100

**Cost per visit:** 0

**Number of full-time:** Doctors: 0 Pasantes: 1 Nurses: 1

Doctor 24/7? Yes Weekend nurse? Yes

**Births?** No

**Pelvic Exam:** Visualization? Yes PAP? Yes HPV? No

If positive, refer to: IMSS-Op Ario de Rosales or IMSS-Op Paracho

**Breast Exam:** Palpation? Yes Mammogram? No Ultrasound? No

If positive, refer to: IMSS-Op Ario de Rosales

**Source for above data:** Mujeres Aliadas clinic survey of 2009.

#### **Place of delivery for women who receive prenatal care at this facility**

(of those women surveyed by Mujeres Aliadas)

<u>Place of Delivery</u>	<u>#</u>	<u>%</u>
Hospital Regional	9	56.3%
Hospital Civil	4	25.0%
Particular Dr. Vazquez	2	12.5%
IMSS (Morelia)	1	6.3%
<b>Total</b>	<b>16</b>	<b>100.0%</b>

**Source for place of delivery data:** Mujeres Aliadas birth survey of 2009.

## Appendix B - Health Facility Profile

### Facility: Arocutín IMSS-Oportunidades

**Community:** Arocutín

**Municipio:** Erongarícuaro

**Institutional Type:** IMSS-Op

#### **Communities served by this facility:**

Arocutín, Nocutzepo, Tocuaro, Napízaro, Yotatiro

#### **Who can use this facility:**

Anyone living in communities served

**Hours:** M-F: 8-1 and 3-6; Sat:-8-12

**Visits per week:** 100

**Cost per visit:** 0

**Number of full-time:** Doctors: 0 Pasantes: 1 Nurses: 1

Doctor 24/7? Unk Weekend nurse? Unk

**Births?** No

**Pelvic Exam:** Visualization? Yes PAP? Yes HPV? No

If positive, refer to: IMSS-Op Ario de Rosales

**Breast Exam:** Palpation? Yes Mammogram? No Ultrasound? No

If positive, refer to: IMSS-Op Ario de Rosales

**Source for above data:** Mujeres Aliadas clinic survey of 2009.

#### **Place of delivery for women who receive prenatal care at this facility**

(of those women surveyed by Mujeres Aliadas)

<u>Place of Delivery</u>	<u>#</u>	<u>%</u>
IMSS/OP (Ario de Rosales)	5	33.3%
Hospital Regional	5	33.3%
Propia casa	2	13.3%
ISSSTE (Zamora)	1	6.7%
IMSS (Morelia)	1	6.7%
Hospital Civil	1	6.7%
<b>Total</b>	<b>15</b>	<b>100.0%</b>

**Source for place of delivery data:** Mujeres Aliadas birth survey of 2009.

## Appendix B - Health Facility Profile

**Facility:** Clínica Juchari

**Community:** El Manzanillal

**Municipio:** Pátzcuaro

**Institutional Type:** Not-for-profit

**Communities served by this facility:**

All communities

**Who can use this facility:**

Anyone without insurance, preference to indigenous

**Hours:** M-F: 9-3

**Visits per week:** 75

**Cost per visit:** 20

**Number of full-time:** Doctors: 1 Pasantes: 0 Nurses: 1

Doctor 24/7? No Weekend nurse? No

**Births?** No

**Pelvic Exam:** Visualization? Yes PAP? Yes HPV? No

If positive, refer to: Back to their IMSS-Op clinic

**Breast Exam:** Palpation? Yes Mammogram? No Ultrasound? No

If positive, refer to: Back to their IMSS-Op clinic or refer for mammogram

Source for above data: **Mujeres Aliadas clinic survey of 2009.**

### Place of delivery for women who receive prenatal care at this facility

(of those women surveyed by Mujeres Aliadas)

<u>Place of Delivery</u>	<u>#</u>	<u>%</u>
Particular Dr. Vazquez	1	33.3%
IMSS (Morelia)	1	33.3%
Hospital Regional	1	33.3%
<b>Total</b>	<b>3</b>	<b>100.0%</b>

Source for place of delivery data: **Mujeres Aliadas birth survey of 2009.**

## Appendix B - Health Facility Profile

### Facility: Cuanajo IMSS-Oportunidades

**Community:** Cuanajo

**Municipio:** Pátzcuaro

**Institutional Type:** IMSS-Op

#### **Communities served by this facility:**

Cuanajo (it only residents of Cuanajo - all neighboring communities go to SSA in Cuanajo)

#### **Who can use this facility:**

Anyone living in Cuanajo

**Hours:** M-F: 8-1 and 3-6; Sat: 8-12

**Visits per week:** 150

**Cost per visit:** 0

**Number of full-time:** Doctors: 1 Pasantes: 1 Nurses: 1

Doctor 24/7? Unk Weekend nurse? Yes

**Births?** No

**Pelvic Exam:** Visualization? Yes PAP? Yes HPV? No

If positive, refer to:

**Breast Exam:** Palpation? Yes Mammogram? No Ultrasound? No

If positive, refer to:

**Source for above data:** Mujeres Aliadas clinic survey of 2009.

#### **Place of delivery for women who receive prenatal care at this facility**

(of those women surveyed by Mujeres Aliadas)

<u>Place of Delivery</u>	<u>#</u>	<u>%</u>
Propia casa	3	17.6%
Hospital Regional	3	17.6%
Hospital Civil (Morelia)	3	17.6%
Casa de la partera	3	17.6%
Hospital de la Mujer	2	11.8%
Particular Dr. Vazquez	1	5.9%
IMSS/OP (Cuanajo)	1	5.9%
Hospital Civil	1	5.9%
<b>Total</b>	<b>17</b>	<b>100.0%</b>

**Source for place of delivery data:** Mujeres Aliadas birth survey of 2009.

## Appendix B - Health Facility Profile

**Facility:** Cuanajo Sec. de Salud

**Community:** Cuanajo

**Municipio:** Pátzcuaro

**Institutional Type:** SSA

**Communities served by this facility:**

All nearby communities except Cuanajo (whose residents go to Cuanajo IMSS-Op)

**Who can use this facility:**

Preference to those with Seguro Popular and w/o Oportunidades

**Hours:**

**Visits per week:**

**Cost per visit:** 0 if insured with Seguro Popular or have Oportunidades

**Number of full-time:** Doctors: 0 Pasantes: 1 Nurses: 1  
Doctor 24/7? Weekend nurse?

**Births?** No

**Pelvic Exam:** Visualization? Yes PAP? Yes HPV? No  
If positive, refer to: Hospital Regional

**Breast Exam:** Palpation? Yes Mammogram? No Ultrasound? No  
If positive, refer to: Hospital Regional

**Source for above data:** Mujeres Aliadas clinic survey of 2009.

**Place of delivery for women who receive prenatal care at this facility**

(of those women surveyed by Mujeres Aliadas)

<u>Place of Delivery</u>	<u>#</u>	<u>%</u>
Hospital Regional	5	45.5%
Propia casa	3	27.3%
Casa de la partera	2	18.2%
Particular San Jose	1	9.1%
<b>Total</b>	<b>11</b>	<b>100.0%</b>

**Source for place of delivery data:** Mujeres Aliadas birth survey of 2009.

## Appendix B - Health Facility Profile

### Facility: Cucuchucho IMSS-Oportunidades

**Community:** Cucuchucho

**Municipio:** Tzintzuntzan

**Institutional Type:** IMSS-Op

#### **Communities served by this facility:**

Cucuchucho, [La Vinata?], La Granada, Ucasanastacua, Santiago Tzipijo

#### **Who can use this facility:**

Anyone living in communities served

**Hours:** Everyday: 8-1 and 3-6; Weekends

**Visits per week:** 70

**Cost per visit:** 0

**Number of full-time:** Doctors: 0 Pasantes: 1 Nurses: 1

Doctor 24/7? Unk Weekend nurse? Yes

**Births?** No

**Pelvic Exam:** Visualization? Yes PAP? Yes HPV? Yes

If positive, refer to: Hospital Regional or IMSS-Op Ario de Rosales

**Breast Exam:** Palpation? Yes Mammogram? No Ultrasound? No

If positive, refer to: Hospital Regional or IMSS-Op Ario de Rosales

**Source for above data:** Mujeres Aliadas clinic survey of 2009.

#### **Place of delivery for women who receive prenatal care at this facility**

(of those women surveyed by Mujeres Aliadas)

<u>Place of Delivery</u>	<u>#</u>	<u>%</u>
Hospital Regional	7	58.3%
Hospital de la Mujer	2	16.7%
IMSS/OP (Ario de Rosales)	1	8.3%
IMSS (Morelia)	1	8.3%
Hospital Civil	1	8.3%
<b>Total</b>	<b>12</b>	<b>100.0%</b>

**Source for place of delivery data:** Mujeres Aliadas birth survey of 2009.

## Appendix B - Health Facility Profile

**Facility:** Erongarícuaro Sec. de Salud

**Community:** Erongarícuaro

**Municipio:** Erongarícuaro

**Institutional Type:** SSA

**Communities served by this facility:**

All communities in Erongarícuaro municipio

**Who can use this facility:**

Preference to those with Seguro Popular and w/o Oportunidades

**Hours:** M-Sat.

**Visits per week:** 100

**Cost per visit:** 0 if insured with Seguro Popular or have Oportunidades, 15 otherwise

**Number of full-time:** Doctors: 3 Pasantes: 0 Nurses: 3

Doctor 24/7? Unk Weekend nurse? Yes

**Births?** No

**Pelvic Exam:** Visualization? Yes PAP? Yes HPV? No

If positive, refer to: Centro Estatal de Atencion Oncologica in Morelia

**Breast Exam:** Palpation? Yes Mammogram? No Ultrasound? No

If positive, refer to: Centro Estatal de Atencion Oncologica in Morelia

**Source for above data:** Mujeres Aliadas clinic survey of 2009.

**Place of delivery for women who receive prenatal care at this facility**

(of those women surveyed by Mujeres Aliadas)

<u>Place of Delivery</u>	<u>#</u>	<u>%</u>
Hospital Regional	12	70.6%
Propia casa	2	11.8%
Particular Siglo XXI	1	5.9%
Particular	1	5.9%
Hospital Civil (Morelia)	1	5.9%
<b>Total</b>	<b>17</b>	<b>100.0%</b>

**Source for place of delivery data:** Mujeres Aliadas birth survey of 2009.

## Appendix B - Health Facility Profile

**Facility:** Huiramba Sec. de Salud

**Community:** Huiramba

**Municipio:** Huiramba

**Institutional Type:** SSA

**Communities served by this facility:**

All communities in Huiramba municipio

**Who can use this facility:**

Preference to those with Seguro Popular and w/o Oportunidades

**Hours:**

**Visits per week:**

**Cost per visit:**

**Number of full-time:** Doctors: Pasantes: Nurses:  
Doctor 24/7? Weekend nurse?

**Births?**

**Pelvic Exam:** Visualization? PAP? HPV?  
If positive, refer to:

**Breast Exam:** Palpation? Mammogram? Ultrasound?  
If positive, refer to:

**Source for above data:** Mujeres Aliadas clinic survey of 2009.

**Place of delivery for women who receive prenatal care at this facility**

(of those women surveyed by Mujeres Aliadas)

<u>Place of Delivery</u>	<u>#</u>	<u>%</u>
Hospital de la Mujer	2	28.6%
Casa de la partera	2	28.6%
Particular Clínica Pátzcuaro	1	14.3%
Particular Clínica Maternidad Cristo Rey	1	14.3%
Hospital Regional	1	14.3%
<b>Total</b>	<b>7</b>	<b>100.0%</b>

**Source for place of delivery data:** Mujeres Aliadas birth survey of 2009.



## Appendix B - Health Facility Profile

### Facility: Ihuatzio IMSS-Oportunidades

**Community:** Ihuatzio

**Municipio:** Tzintzuntzan

**Institutional Type:** IMSS-Op

#### Communities served by this facility:

Ihuatzio, Sanabria, Las Cuevas

#### Who can use this facility:

Anyone living in communities served

**Hours:** M-F: 8-1 and 3-6

**Visits per week:** 100

**Cost per visit:** 0

**Number of full-time:** Doctors: 1 Pasantes: 0 Nurses: 1

Doctor 24/7? Unk Weekend nurse? No

**Births?** No

**Pelvic Exam:** Visualization? Yes PAP? Yes HPV? No

If positive, refer to: IMSS-Op Ario de Rosales

**Breast Exam:** Palpation? Yes Mammogram? No Ultrasound? No

If positive, refer to: IMSS-Op Ario de Rosales

Source for above data: **Mujeres Aliadas clinic survey of 2009.**

#### Place of delivery for women who receive prenatal care at this facility

(of those women surveyed by Mujeres Aliadas)

<u>Place of Delivery</u>	<u>#</u>	<u>%</u>
Hospital Regional	2	40.0%
Particular Dr. Vazquez	1	20.0%
Particular Don Vasco	1	20.0%
IMSS/OP (Ario de Rosales)	1	20.0%
<b>Total</b>	<b>5</b>	<b>100.0%</b>

Source for place of delivery data: **Mujeres Aliadas birth survey of 2009.**

## Appendix B - Health Facility Profile

### Facility: Janitzio IMSS-Oportunidades

**Community:** Janitzio

**Municipio:** Pátzcuaro

**Institutional Type:** IMSS-Op

#### Communities served by this facility:

Islas de Janitzio, Tecuena, Yunuén, Pacanda

#### Who can use this facility:

Anyone living in communities served

#### Hours:

#### Visits per week:

#### Cost per visit:

**Number of full-time:** Doctors: Pasantes: Nurses:  
Doctor 24/7? Weekend nurse?

**Births?** No

**Pelvic Exam:** Visualization? PAP? HPV?  
If positive, refer to:

**Breast Exam:** Palpation? Mammogram? Ultrasound?  
If positive, refer to:

**Source for above data:** Mujeres Aliadas clinic survey of 2009.

#### Place of delivery for women who receive prenatal care at this facility

(of those women surveyed by Mujeres Aliadas)

<u>Place of Delivery</u>	<u>#</u>	<u>%</u>
Propia casa	5	26.3%
Hospital Regional	5	26.3%
Casa de la partera	3	15.8%
Hospital Civil (Morelia)	2	10.5%
Hospital Civil	2	10.5%
Particular San Jose	1	5.3%
Hospital de la Mujer	1	5.3%
<b>Total</b>	<b>19</b>	<b>100.0%</b>

**Source for place of delivery data:** Mujeres Aliadas birth survey of 2009.

## Appendix B - Health Facility Profile

**Facility:** Pátzcuaro IMMS

**Community:** Pátzcuaro

**Municipio:** Pátzcuaro

**Institutional Type:** IMSS

**Communities served by this facility:**

Municipios of Pátzcuaro, Erongarícuaro, Salvador Escalante, Huiramba and others

**Who can use this facility:**

Must have IMSS insurance

**Hours:** Everyday, 24 hours

**Visits per week:** 600

**Cost per visit:** 0

**Number of full-time:** Doctors: 6 Pasantes: Nurses: 10

Doctor 24/7? Yes Weekend nurse? Yes

**Births?** Yes

**Pelvic Exam:** Visualization? Yes PAP? Yes HPV? Yes

If positive, refer to: IMSS (Morelia)

**Breast Exam:** Palpation? Yes Mammogram? Yes Ultrasound?

If positive, refer to: IMSS (Morelia)

Source for above data: Mujeres Aliadas clinic survey of 2009.

### Place of delivery for women who receive prenatal care at this facility

(of those women surveyed by Mujeres Aliadas)

<u>Place of Delivery</u>	<u>#</u>	<u>%</u>
IMSS (Morelia)	4	40.0%
IMSS	2	20.0%
Hospital Regional	2	20.0%
Particular Don Vasco	1	10.0%
Hospital de la Mujer	1	10.0%
<b>Total</b>	<b>10</b>	<b>100.0%</b>

Source for place of delivery data: Mujeres Aliadas birth survey of 2009.

## Appendix B - Health Facility Profile

**Facility:** Pátzcuaro ISSSTE

**Community:** Pátzcuaro

**Municipio:** Pátzcuaro

**Institutional Type:** ISSSTE

**Communities served by this facility:**

Municipios of Pátzcuaro, Erongarícuaro, Salvador Escalante, Huiramba, Ario de Rosales, Tacambaro and others

**Who can use this facility:**

Preference to those with ISSSTE insurance

**Hours:** Everyday, 24 hours

**Visits per week:**

**Cost per visit:** 0 if insured with ISSSTE, otherwise must pay

**Number of full-time:** Doctors: 40 Pasantes: Nurses: 43

Doctor 24/7? Yes Weekend nurse? Yes

**Births?** Yes

**Pelvic Exam:** Visualization? PAP? Yes HPV? No

If positive, refer to: ISSSTE (Morelia)

**Breast Exam:** Palpation? Yes Mammogram? Ultrasound?

If positive, refer to: ISSSTE (Morelia)

**Source for above data:** Mujeres Aliadas clinic survey of 2009.

**Place of delivery for women who receive prenatal care at this facility**

(of those women surveyed by Mujeres Aliadas)

<u>Place of Delivery</u>	<u>#</u>	<u>%</u>
ISSSTE Clínica	3	75.0%
ISSSTE (Morelia)	1	25.0%
<b>Total</b>	<b>4</b>	<b>100.0%</b>

**Source for place of delivery data:** Mujeres Aliadas birth survey of 2009.

## Appendix B - Health Facility Profile

### Facility: Pátzcuaro Oportunidades

**Community:** Pátzcuaro

**Municipio:** Pátzcuaro

**Institutional Type:** SSA

#### Communities served by this facility:

Pátzcuaro

#### Who can use this facility:

Must have Oportunidades

#### Hours:

#### Visits per week:

**Cost per visit:** 0

**Number of full-time:** Doctors: Pasantes: Nurses:  
Doctor 24/7? Weekend nurse?

**Births?** No

**Pelvic Exam:** Visualization? PAP? HPV?  
If positive, refer to:

**Breast Exam:** Palpation? Mammogram? Ultrasound?  
If positive, refer to:

Source for above data: **Mujeres Aliadas clinic survey of 2009.**

#### Place of delivery for women who receive prenatal care at this facility

(of those women surveyed by Mujeres Aliadas)

<u>Place of Delivery</u>	<u>#</u>	<u>%</u>
Hospital Regional	3	75.0%
Casa de la partera	1	25.0%
<b>Total</b>	<b>4</b>	<b>100.0%</b>

Source for place of delivery data: **Mujeres Aliadas birth survey of 2009.**

## Appendix B - Health Facility Profile

**Facility:** Pátzcuaro Vista del Lago Sec. de Salud

**Community:** Pátzcuaro

**Municipio:** Pátzcuaro

**Institutional Type:** SSA

**Communities served by this facility:**

All communities in Pátzcuaro municipio

**Who can use this facility:**

Preference to those with Seguro Popular and w/o Oportunidades

**Hours:**

**Visits per week:**

**Cost per visit:** 0 if insured with Seguro Popular or have Oportunidades, ? otherwise

**Number of full-time:** Doctors: Pasantes: Nurses:  
Doctor 24/7? Weekend nurse?

**Births?** No

**Pelvic Exam:** Visualization? PAP? HPV?  
If positive, refer to:

**Breast Exam:** Palpation? Mammogram? Ultrasound?  
If positive, refer to:

**Source for above data:** Mujeres Aliadas clinic survey of 2009.

**Place of delivery for women who receive prenatal care at this facility**

(of those women surveyed by Mujeres Aliadas)

<u>Place of Delivery</u>	<u>#</u>	<u>%</u>
Hospital Regional	7	41.2%
Hospital Civil	4	23.5%
Particular Dr. Vazquez	2	11.8%
Particular Don Vasco	1	5.9%
IMSS (Morelia)	1	5.9%
Hospital de la Mujer	1	5.9%
Hospital Civil (Morelia)	1	5.9%
<b>Total</b>	<b>17</b>	<b>100.0%</b>

**Source for place of delivery data:** Mujeres Aliadas birth survey of 2009.

## Appendix B - Health Facility Profile

### Facility: Quiroga Sec. de Salud

**Community:** Quiroga

**Municipio:** Quiroga

**Institutional Type:** SSA

#### **Communities served by this facility:**

All communities in Quiroga municipio

#### **Who can use this facility:**

Preference to those with Seguro Popular and w/o Oportunidades

**Hours:** Everyday, 24 hours

**Visits per week:** 800

**Cost per visit:** 0 if insured with Seguro Popular or have Oportunidades, ? otherwise

**Number of full-time:** Doctors: 4 Pasantes: 3 Nurses: 6

Doctor 24/7? Yes Weekend nurse? Yes

**Births?** Yes

**Pelvic Exam:** Visualization? PAP? HPV?

If positive, refer to:

**Breast Exam:** Palpation? Mammogram? Ultrasound?

If positive, refer to:

**Source for above data:** Mujeres Aliadas clinic survey of 2009.

#### **Place of delivery for women who receive prenatal care at this facility**

(of those women surveyed by Mujeres Aliadas)

<u>Place of Delivery</u>	<u>#</u>	<u>%</u>
Hospital de la Mujer	6	27.3%
Hospital Civil (Morelia)	5	22.7%
Hospital Regional	4	18.2%
Sec. de Salud en Quiroga	2	9.1%
Particular Nuestra Senora de la Salud	1	4.5%
Particular Dr. Jesus Coria	1	4.5%
Particular Dr. Alejandro	1	4.5%
Hospital Civil	1	4.5%
Clínica La Paz	1	4.5%
<b>Total</b>	<b>22</b>	<b>100.0%</b>

**Source for place of delivery data:** Mujeres Aliadas birth survey of 2009.

## Appendix B - Health Facility Profile

### Facility: San Andrés Ziróndaro IMSS-Oportunidades

**Community:** San Andrés

**Municipio:** Quiroga

**Institutional Type:** IMSS-Op

#### **Communities served by this facility:**

San Andrés Ziróndaro, Oponguio, Colonia Revolucion (La Ortiga)

#### **Who can use this facility:**

Anyone living in communities served

**Hours:** Everyday: 8-1 and 3-6; Weekends

**Visits per week:** 135

**Cost per visit:** 0

**Number of full-time:** Doctors: 1 Pasantes: 0 Nurses: 1

Doctor 24/7? Unk Weekend nurse? Yes

**Births?** No

**Pelvic Exam:** Visualization? Yes PAP? Yes HPV? No

If positive, refer to: IMSS-Op Ario de Rosales or Particulares

**Breast Exam:** Palpation? Yes Mammogram? No Ultrasound? No

If positive, refer to: IMSS-Op Ario de Rosales or Particular

**Source for above data:** Mujeres Aliadas clinic survey of 2009.

#### **Place of delivery for women who receive prenatal care at this facility**

(of those women surveyed by Mujeres Aliadas)

<u>Place of Delivery</u>	<u>#</u>	<u>%</u>
Hospital Regional	2	40.0%
Sec. de Salud en Quiroga	1	20.0%
Particular Dr. Sandoval	1	20.0%
Hospital de la Mujer	1	20.0%
<b>Total</b>	<b>5</b>	<b>100.0%</b>

**Source for place of delivery data:** Mujeres Aliadas birth survey of 2009.



## Appendix B - Health Facility Profile

### Facility: San Jerónimo Purenchécuaro IMSS-Oportunidades

**Community:** San Jerónimo

**Municipio:** Quiroga

**Institutional Type:** IMSS-Op

**Communities served by this facility:**

San Jerónimo Purenchécuaro, Chupicuaro

**Who can use this facility:**

Anyone living in communities served

**Hours:** Everyday: 8-1 and 3-6; Weekends

**Visits per week:** 70

**Cost per visit:** 0

**Number of full-time:** Doctors: 0 Pasantes: 1 Nurses: 1

Doctor 24/7? Unk Weekend nurse? Yes

**Births?** No

**Pelvic Exam:** Visualization? Yes PAP? Yes HPV? No

If positive, refer to: IMSS-Op Ario de Rosales

**Breast Exam:** Palpation? Yes Mammogram? No Ultrasound? No

If positive, refer to: IMSS-Op Ario de Rosales

**Source for above data:** Mujeres Aliadas clinic survey of 2009.

### Place of delivery for women who receive prenatal care at this facility

(of those women surveyed by Mujeres Aliadas)

<u>Place of Delivery</u>	<u>#</u>	<u>%</u>
Hospital Regional	2	28.6%
Hospital de la Mujer	2	28.6%
ISSSTE (Morelia)	1	14.3%
IMSS/OP (Ario de Rosales)	1	14.3%
Cruz Roja	1	14.3%
<b>Total</b>	<b>7</b>	<b>100.0%</b>

**Source for place of delivery data:** Mujeres Aliadas birth survey of 2009.

## Appendix B - Health Facility Profile

**Facility:** Santa Ana Chapitiro IMSS-Oportunidades

**Community:** Santa Ana Chapitiro **Municipio:** Pátzcuaro

**Institutional Type:** IMSS-Op

**Communities served by this facility:**

Santa Ana Chapitiro, Tzetzénguaru, Isla de Uranden, San Pedro Pareo, San Bartolo Pareo

**Who can use this facility:**

Anyone living in communities served

**Hours:** M-F: 8-1 and 3-6; Sat:-8-12

**Visits per week:** 150

**Cost per visit:** 0

**Number of full-time:** Doctors: 0 Pasantes: 1 Nurses: 1

Doctor 24/7? Yes Weekend nurse? Unk

**Births?** No

**Pelvic Exam:** Visualization? Yes PAP? Yes HPV? No

If positive, refer to: IMSS-Op Ario de Rosales

**Breast Exam:** Palpation? Yes Mammogram? No Ultrasound? No

If positive, refer to: IMSS-Op Ario de Rosales

**Source for above data:** Mujeres Aliadas clinic survey of 2009.

### Place of delivery for women who receive prenatal care at this facility

(of those women surveyed by Mujeres Aliadas)

<u>Place of Delivery</u>	<u>#</u>	<u>%</u>
Hospital Regional	14	63.6%
Propia casa	1	4.5%
Particular Dr. Vazquez	1	4.5%
Particular Don Vasco	1	4.5%
Particular Clínica Pátzcuaro	1	4.5%
Particular Clínica Gutierrez	1	4.5%
Particular	1	4.5%
ISSSTE Clínica	1	4.5%
IMSS (Morelia)	1	4.5%
<b>Total</b>	<b>22</b>	<b>100.0%</b>

**Source for place of delivery data:** Mujeres Aliadas birth survey of 2009.

## Appendix B - Health Facility Profile

### Facility: Santa Fe de la Laguna IMSS-Oportunidades

**Community:** Santa Fe de la

**Municipio:** Quiroga

**Institutional Type:** IMSS-Op

**Communities served by this facility:**

Santa Fe de la Laguna, Atzimbo, Coenembo, Patambicho

**Who can use this facility:**

Anyone living in communities served

**Hours:** Everyday: 8-1 and 3-6; Weekends

**Visits per week:** 125

**Cost per visit:** 0

**Number of full-time:** Doctors: 1 Pasantes: 0 Nurses: 1

Doctor 24/7? Unk Weekend nurse? Yes

**Births?** No

**Pelvic Exam:** Visualization? Yes PAP? Yes HPV? No

If positive, refer to: IMSS-Op Ario de Rosales

**Breast Exam:** Palpation? Yes Mammogram? No Ultrasound? No

If positive, refer to: IMSS-Op Ario de Rosales

**Source for above data:** Mujeres Aliadas clinic survey of 2009.

### Place of delivery for women who receive prenatal care at this facility

(of those women surveyed by Mujeres Aliadas)

<u>Place of Delivery</u>	<u>#</u>	<u>%</u>
Hospital de la Mujer	5	50.0%
Sec. de Salud en Quiroga	2	20.0%
Hospital Regional	2	20.0%
Particular Dr. Sandoval	1	10.0%
<b>Total</b>	<b>10</b>	<b>100.0%</b>

**Source for place of delivery data:** Mujeres Aliadas birth survey of 2009.

## Appendix B - Health Facility Profile

**Facility:** Tzintzuntzan Sec. de Salud

**Community:** Tzintzuntzan

**Municipio:** Tzintzuntzan

**Institutional Type:** SSA

**Communities served by this facility:**

All communities in Tzintzuntzan municipio

**Who can use this facility:**

Preference to those with Seguro Popular and w/o Oportunidades

**Hours:** M-F: 8-6; Weekends: 8-2 and 4-8

**Visits per week:** 100

**Cost per visit:** 0 if insured with Seguro Popular or have Oportunidades, 16 otherwise

**Number of full-time:** Doctors: 4 Pasantes: 2 Nurses: 2

Doctor 24/7? Unk Weekend nurse? Yes

**Births?** Yes

**Pelvic Exam:** Visualization? PAP? Yes HPV? No

If positive, refer to: Hospital de la Mujer in Morelia

**Breast Exam:** Palpation? Yes Mammogram? No Ultrasound? No

If positive, refer to: Hospital Regional y Hospital de la Mujer in Morelia

**Source for above data:** Mujeres Aliadas clinic survey of 2009.

**Place of delivery for women who receive prenatal care at this facility**

(of those women surveyed by Mujeres Aliadas)

<u>Place of Delivery</u>	<u>#</u>	<u>%</u>
Hospital Regional	7	70.0%
Particular Clínica Santa Elena	1	10.0%
Particular	1	10.0%
Hospital Civil (Morelia)	1	10.0%
<b>Total</b>	<b>10</b>	<b>100.0%</b>

**Source for place of delivery data:** Mujeres Aliadas birth survey of 2009.

## Appendix B - Health Facility Profile

### Facility: Tzurumútaro IMSS-Oportunidades

**Community:** Tzurumútaro

**Municipio:** Pátzcuaro

**Institutional Type:** IMSS-Op

#### **Communities served by this facility:**

Tzurumútaro, Las Trojes, Rancho Puerta de Cadena (La Cadena), El Jaguey, Chapultepec

#### **Who can use this facility:**

Anyone living in communities served

**Hours:** Everyday: 8-1 and 3-6; Weekends

**Visits per week:** 120

**Cost per visit:** 0

**Number of full-time:** Doctors: 1 Pasantes: 0 Nurses: 1

Doctor 24/7? Unk Weekend nurse? Yes

**Births?** No

**Pelvic Exam:** Visualization? Yes PAP? Yes HPV? No

If positive, refer to: Centro Estatal de Atencion Oncologica in Morelia

**Breast Exam:** Palpation? Yes Mammogram? No Ultrasound? No

If positive, refer to: Centro Estatal de Atencion Oncologica en Morelia or Particular

**Source for above data:** Mujeres Aliadas clinic survey of 2009.

#### **Place of delivery for women who receive prenatal care at this facility**

(of those women surveyed by Mujeres Aliadas)

<u>Place of Delivery</u>	<u>#</u>	<u>%</u>
Hospital Regional	3	42.9%
Particular Dr. Vazquez	2	28.6%
Propia casa	1	14.3%
Particular Clínica la Salud	1	14.3%
<b>Total</b>	<b>7</b>	<b>100.0%</b>

**Source for place of delivery data:** Mujeres Aliadas birth survey of 2009.

## Appendix B - Health Facility Profile

**Facility:** Uricho Municipio

**Community:** Uricho

**Municipio:** Erongarícuaro

**Institutional Type:** Municipio

**Communities served by this facility:**

Uricho

**Who can use this facility:**

Anyone living in Uricho

**Hours:** M-F: 10-3

**Visits per week:** 70

**Cost per visit:** 0

**Number of full-time:** Doctors: 0 Pasantes: 1 Nurses: 1

Doctor 24/7? Unk Weekend nurse? No

**Births?** No

**Pelvic Exam:** Visualization? Yes PAP? Yes HPV? No

If positive, refer to: IMSS-Op Ario de Rosales, IMSS-Op Paracho or Hospital Regional

**Breast Exam:** Palpation? Yes Mammogram? No Ultrasound? No

If positive, refer to: IMSS-Op Ario de Rosales, IMSS-Op Paracho or Hospital Regional

**Source for above data:** Mujeres Aliadas clinic survey of 2009.

### Place of delivery for women who receive prenatal care at this facility

(of those women surveyed by Mujeres Aliadas)

<u>Place of Delivery</u>	<u>#</u>	<u>%</u>
Hospital Regional	4	40.0%
Propia casa	2	20.0%
Particular Fatima Rangel Magana	2	20.0%
Particular Hospital Guadalupano	1	10.0%
Particular Dr. Ricardo	1	10.0%
<b>Total</b>	<b>10</b>	<b>100.0%</b>

**Source for place of delivery data:** Mujeres Aliadas birth survey of 2009.

## Appendix B - Health Facility Profile

### Facility: Zinciro IMSS-Oportunidades

**Community:** Zinciro

**Municipio:** Erongarícuaro

**Institutional Type:** IMSS-Op

#### Communities served by this facility:

Zinciro, La Zarzamora, Lazaro Cardenas, Coyolote???

#### Who can use this facility:

Anyone living in communities served

**Hours:** M-F: 8-1 and 3-6; Weekends: 8-12

**Visits per week:** 80

**Cost per visit:** 0

**Number of full-time:** Doctors: 0 Pasantes: 1 Nurses: 1

Doctor 24/7? Unk Weekend nurse? Yes

**Births?** No

**Pelvic Exam:** Visualization? Yes PAP? Yes HPV? No

If positive, refer to: IMSS-Op Ario de Rosales

**Breast Exam:** Palpation? Yes Mammogram? No Ultrasound? No

If positive, refer to: IMSS-Op Ario de Rosales

Source for above data: **Mujeres Aliadas clinic survey of 2009.**

#### Place of delivery for women who receive prenatal care at this facility

(of those women surveyed by Mujeres Aliadas)

<u>Place of Delivery</u>	<u>#</u>	<u>%</u>
Hospital Regional	4	50.0%
Particular Siglo XXI	1	12.5%
Particular Hospital Sinai	1	12.5%
Particular	1	12.5%
IMSS/OP (Zinciro)	1	12.5%
<b>Total</b>	<b>8</b>	<b>100.0%</b>

Source for place of delivery data: **Mujeres Aliadas birth survey of 2009.**

**Appendix C - Results from the Mujeres Aliadas Birth Survey of 2009**

**Distribution of Births and C-section Rates by Maternal and Birth Characteristics**

**Surveys: 386**

<u>Year of Birth</u>	<u>#</u>	<u>%</u>	<u>CS</u>	<u>%</u>
2004	22	5.7%	8	36.4%
2005	30	7.8%	9	30.0%
2006	54	14.0%	18	33.3%
2007	72	18.7%	25	34.7%
2008	120	31.1%	39	32.5%
2009	88	22.8%	24	27.3%

<u>Marital Status</u>	<u>#</u>	<u>%</u>	<u>CS</u>	<u>%</u>
Cohabiting	54	14.0%	12	22.2%
Divorced	1	0.3%	0	0.0%
Married	299	77.5%	100	33.4%
Separated	6	1.6%	2	33.3%
Single	25	6.5%	9	36.0%
Widow	1	0.3%	0	0.0%

<u>Age Group</u>	<u>#</u>	<u>%</u>	<u>CS</u>	<u>%</u>
<=17	20	5.2%	7	35.0%
18-19	31	8.1%	9	29.0%
20-24	89	23.1%	30	33.7%
25-29	103	26.8%	24	23.3%
30-34	97	25.2%	38	39.2%
35-39	35	9.1%	14	40.0%
40+	10	2.6%	1	10.0%

<u>Place of Survey</u>	<u>#</u>	<u>%</u>	<u>CS</u>	<u>%</u>
Announcement	13	3.4%	6	46.2%
Clinic	29	7.6%	9	31.0%
House	209	54.7%	57	27.3%
Market	84	22.0%	23	27.4%
ME Office	4	1.0%	2	50.0%
Oportunidades	23	6.0%	15	65.2%
Sports facility	5	1.3%	3	60.0%
Street	8	2.1%	4	50.0%
Workshop	7	1.8%	3	42.9%

<u>Education</u>	<u>#</u>	<u>%</u>	<u>CS</u>	<u>%</u>
None	18	7.3%	4	22.2%
Primary	190	77.2%	53	27.9%
High School	32	13.0%	12	37.5%
College	6	2.4%	3	50.0%

<u>Insurance</u>	<u>#</u>	<u>%</u>	<u>CS</u>	<u>%</u>
SP	137	80.6%	41	29.9%
IMSS	22	12.9%	11	50.0%
ISSSTE	11	6.5%	8	72.7%

<u>Purepecha</u>	<u>#</u>	<u>%</u>	<u>CS</u>	<u>%</u>
No	211	54.9	75	35.5%
Si	173	45.1	48	27.7%

<u>Oportunidades</u>	<u>#</u>	<u>%</u>	<u>CS</u>	<u>%</u>
No	247	64.2	72	29.1%
Si	138	35.8	51	37.0%

<u>Who Attended</u>	<u>#</u>	<u>%</u>	<u>CS</u>	<u>%</u>
Doctor	346	89.6%	123	35.5%
Midwife	34	8.8%	0	0.0%
No one	1	0.3%	0	0.0%
Nurse	5	1.3%	0	0.0%

<u>Delivery Entity Type</u>	<u>#</u>	<u>%</u>	<u>CS</u>	<u>%</u>
Casa	35	9.1%	0	0.0%
Particular	116	30.1%	37	31.9%
Publica	234	60.8%	86	36.8%

<u>Region*</u>	<u>#</u>	<u>%</u>	<u>CS</u>	<u>%</u>
Eronga North	54	18.6%	16	29.6%
Eronga South	52	17.9%	11	21.2%
Pátzcuaro East	51	17.6%	8	15.7%
Pátzcuaro North	64	22.1%	34	53.1%
Quiroga	31	10.7%	11	35.5%
Tzintzuntzan	38	13.1%	12	31.6%

<u>Quality of Delivery</u>	<u>#</u>	<u>%</u>	<u>CS</u>	<u>%</u>
Muy buena	62	16.2%	23	37.1%
Buena	245	64.0%	81	33.1%
Regular	63	16.4%	12	19.0%
Mala	10	2.6%	4	40.0%
Muy mala	3	0.8%	2	66.7%

**\*Regions only include the 22 communities in the project**



**Appendix C - Results from the Mujeres Aliadas Birth Survey of 2009**

<b>Residence</b>				<b>Place of Prenatal Care</b>					
<u>#</u>	<u>%</u>	<u>CS</u>	<u>%</u>	<u>(Less than 4 not shown)</u>	<u>#</u>	<u>%</u>	<u>CS</u>	<u>%</u>	
Arocutín	18	4.7%	6	33.3%	Ajuno-IMSS-Op	16	5.1%	3	18.8%
Canacucho	2	0.5%	1	50.0%	Arocutín-IMSS-Op	15	4.7%	3	20.0%
Charahuén	16	4.1%	3	18.8%	Condébaro-Casa de Salud	5	1.6%	0	0.0%
Condébaro	10	2.6%	2	20.0%	Cuanajo-IMSS-Op	17	5.4%	2	11.8%
Cuanajo	22	5.7%	2	9.1%	Cuanajo-Sec. de Salud	10	3.2%	2	20.0%
Cucuchucho	17	4.4%	6	35.3%	Cucuchucho-IMSS-Op	12	3.8%	5	41.7%
El Tigre	1	0.3%	1	100.0%	Erongarícuaro-Particular	5	1.6%	0	0.0%
Erongarícuaro	18	4.7%	8	44.4%	Erongarícuaro-Sec. de Salud	17	5.4%	5	29.4%
Huecorio	10	2.6%	5	50.0%	Huiramba-Sec. de Salud	7	2.2%	2	28.6%
Ichupio	1	0.3%	0	0.0%	Ihuatzio-IMSS-Op	5	1.6%	0	0.0%
Ihuatzio	9	2.3%	3	33.3%	Janitzio-IMSS-Op	19	6.0%	6	31.6%
Janitzio	10	2.6%	4	40.0%	Jarácuaro-Clinica publica	5	1.6%	1	20.0%
Jarácuaro	18	4.7%	2	11.1%	Morelia-Hospital Civil	4	1.3%	1	25.0%
La Presa	8	2.1%	2	25.0%	Pátzcuaro-Hospital Civil	6	1.9%	2	33.3%
Las Trojes	9	2.3%	4	44.4%	Pátzcuaro-Hospital Regional	23	7.3%	7	30.4%
Pacanda	12	3.1%	3	25.0%	Pátzcuaro-IMSS	10	3.2%	7	70.0%
Pátzcuaro	47	12.2%	14	29.8%	Pátzcuaro-ISSSTE	4	1.3%	2	50.0%
Pedregal	1	0.3%	1	100.0%	Pátzcuaro-Oportunidades	4	1.3%	1	25.0%
Puácuaro	11	2.8%	1	9.1%	Pátzcuaro-Particular Clínica la Salud	5	1.6%	3	60.0%
Quiringuaro	2	0.5%	0	0.0%	Pátzcuaro-Particular Dr. Vazquez	9	2.8%	1	11.1%
Quiroga	25	6.5%	8	32.0%	Pátzcuaro-Sec. de Salud	17	5.4%	5	29.4%
San Andrés Ziróndaro	10	2.6%	3	30.0%	Quiroga-Sec. de Salud	22	7.0%	5	22.7%
San Jerónimo	10	2.6%	5	50.0%	San Andrés Ziróndaro-IMSS-Op	5	1.6%	0	0.0%
San Pedro Pareo	1	0.3%	0	0.0%	San Jerónimo Purenchécuaro-IMSS-Op	7	2.2%	4	57.1%
Santa Ana	23	6.0%	15	65.2%	Santa Ana Chapiro-IMSS-Op	22	7.0%	13	59.1%
Santa Fe de la	11	2.8%	3	27.3%	Santa Fe de la Laguna-IMSS-Op	10	3.2%	2	20.0%
Tecuenta	2	0.5%	0	0.0%	Tzintzuntzan-Sec. de Salud	10	3.2%	5	50.0%
Tsentsenguaro	1	0.3%	0	0.0%	Tzurumutaro-IMSS-Op	7	2.2%	2	28.6%
Tupátaro	11	2.8%	2	18.2%	Uricho-Clinica publica	10	3.2%	1	10.0%
Tzintzuntzan	13	3.4%	6	46.2%	Zinciro-IMSS-Op	8	2.5%	3	37.5%
Tzurumútar	12	3.1%	6	50.0%					
Uricho	12	3.1%	1	8.3%					
Zinciro	13	3.4%	6	46.2%					

<b>Patzcuaro Neighborhood</b>				
<u>(Less than 3 not shown)</u>	<u>#</u>	<u>%</u>	<u>CS</u>	<u>%</u>
Calvario	21	58.3%	7	33.3%
Centro	5	13.9%	1	20.0%
La Valenciana	7	19.4%	3	42.9%
Lazaro Cardenas	3	8.3%	0	0.0%

**Appendix C - Results from the Mujeres Aliadas Birth Survey of 2009**

<u>Place of Birth</u>	<u>#</u>	<u>%</u>	<u>Type of Birth Place</u>	<u>#</u>	<u>%</u>	<u>CS</u>	<u>%</u>
Ario de Rosales - IMSS/OP (Ario de Rosales)	9	2.3%	Casa	35	9.1%	0	0.0%
Arocutin - Propia casa	2	0.5%	Cruz Roja	1	0.3%	0	0.0%
Cuanajo - Casa de la partera	4	1.0%	Hospital Civil	26	6.7%	9	34.6%
Cuanajo - IMSS/OP (Cuanajo)	1	0.3%	Hospital Civil (Morelia)	22	5.7%	7	31.8%
Cuanajo - Particular Farmacia	1	0.3%	Hospital de la Mujer	31	8.0%	10	32.3%
Cuanajo - Propia casa	3	0.8%	Hospital Regional	138	35.8%	51	37.0%
Cucuchucho - Propia casa	1	0.3%	Hospital Regional (Uruapan)	1	0.3%	1	100.0%
Erongaricuario - Particular	5	1.3%	IMSS (Morelia)	12	3.1%	5	41.7%
Erongaricuario - Particular - al lado de la	1	0.3%	IMSS Clínica	2	0.5%	1	50.0%
Erongaricuario - Particular Clínica	3	0.8%	IMSS/OP (Ario de Rosales)	9	2.3%	3	33.3%
Erongaricuario - Particular Dr. Ricardo	3	0.8%	IMSS/OP Clínica	3	0.8%	0	0.0%
Erongaricuario - Particular Fatima Rangel	3	0.8%	ISSSTE (Morelia)	2	0.5%	1	50.0%
Erongaricuario - Particular Siglo XXI	4	1.0%	ISSSTE (Zamora)	2	0.5%	2	100.0%
Huiramba - Particular Clínica del Santo Nino	3	0.8%	ISSSTE Clínica	7	1.8%	5	71.4%
Janitzio - Casa de la partera	3	0.8%	Particular	90	23.3%	28	31.1%
Janitzio - Propia casa	3	0.8%	Sec. de Salud Clínica	5	1.3%	0	0.0%
Jarácuaro - Propia casa	1	0.3%					
Lagunillas - Particular Clínica Maternidad	2	0.5%					
Lazaro Cardenas (Eronga) - Particular	1	0.3%					
Morelia - Clínica Santa Fe en Morelia	1	0.3%					
Morelia - Hospital Civil (Morelia)	22	5.7%					
Morelia - Hospital de la Mujer	31	8.0%					
Morelia - IMSS (Morelia)	12	3.1%					
Morelia - ISSSTE (Morelia)	2	0.5%					
Morelia - Particular Clínica Santa Elena	2	0.5%					
Morelia - Particular Nuestra Senora de la	1	0.3%					
Pacanda - Propia casa	2	0.5%					
Pátzcuaro - Casa de la partera	1	0.3%					
Pátzcuaro - Hospital Civil	26	6.7%					
Pátzcuaro - Hospital Cuensta	1	0.3%					
Pátzcuaro - Hospital Regional	138	35.8%					
Pátzcuaro - IMSS	2	0.5%					
Pátzcuaro - ISSSTE Clínica	7	1.8%					
Pátzcuaro - Particular	3	0.8%					
Pátzcuaro - Particular Calle de Benito	1	0.3%					
Pátzcuaro - Particular Clínica Gutierrez	1	0.3%					
Pátzcuaro - Particular Clínica la Salud	8	2.1%					
Pátzcuaro - Particular Clínica Pátzcuaro	2	0.5%					
Pátzcuaro - Particular Don Vasco	5	1.3%					
Pátzcuaro - Particular Dr. Vazquez	19	4.9%					
Pátzcuaro - Particular en siete	1	0.3%					
Pátzcuaro - Particular Hospital Americas	1	0.3%					
Pátzcuaro - Particular Hospital Guadalupano	3	0.8%					
Pátzcuaro - Particular San Jose	5	1.3%					
Puácuaro - Propia casa	1	0.3%					
Quiríngaro - Casa de la partera	7	1.8%					
Quiroga - Clínica La Paz	1	0.3%					
Quiroga - Cruz Roja	1	0.3%					
Quiroga - Particular (en frente de plaza)	1	0.3%					
Quiroga - Particular Dr. Alejandro	1	0.3%					
Quiroga - Particular Dr. Jesus Coria	2	0.5%					

## Appendix C - Results from the Mujeres Aliadas Birth Survey of 2009

Quiroga - Particular Dr. Rafael Martinez	1	0.3%
Quiroga - Particular Dr. Sandoval	2	0.5%
Quiroga - Sec. de Salud en Quiroga	5	1.3%
Santa Ana Chapatiro - Propia casa	1	0.3%
Tupátaro - Propia casa	3	0.8%
Tzurumútaró - Propia casa	1	0.3%
Uricho - Propia casa	2	0.5%
Uruapan - Hospital Regional (Uruapan)	1	0.3%
Zacapu - Clínica de Fatima (Zacapu)	1	0.3%
Zacapu - Particular Hospital Sinai	1	0.3%
Zamora - ISSSTE (Zamora)	2	0.5%
Zinciro - IMSS/OP (Zinciro)	2	0.5%

<b>Total Surveys:</b>	<b>386</b>	<b>Non Home Births:</b>	<b>351</b>
<b>Cesareans:</b>	<b>123</b>	<b>Cesareans:</b>	<b>123</b>
<b>CS rate:</b>	<b>31.9%</b>	<b>CS rate:</b>	<b>35.0%</b>
<b>No previous</b>	<b>309</b>	<b>Previous Cesareans:</b>	<b>77</b>
<b>Cesareans:</b>	<b>65</b>	<b>VBACs:</b>	<b>15</b>
<b>Primary CS rate:</b>	<b>21.0%</b>	<b>VBAC rate:</b>	<b>19.5%</b>

<b><u>CS Risks</u></b>	<b>#</b>	<b>%</b>	<b><u>Tubal Ligation</u></b>	<b>#</b>	<b>%</b>
No	56	47.5%	No	333	87.2%
Si	62	52.5%	Si	49	12.8%

<b><u>CS Reason</u></b>	<b>#</b>	<b>%</b>
Amniotic fluid - Insufficient	4	4.1%
Bag broke too early	3	3.1%
Cephalo-pelvic disproportion	17	17.5%
Cord around neck	11	11.3%
Dilation - None or insufficient	14	14.4%
Doctor did not say	3	3.1%
Hypertension/pre-eclampsia	6	6.2%
Long gestation	3	3.1%
Long time in labor	4	4.1%
Malpresentation	13	13.4%
No labor	3	3.1%
Previous CS	16	16.5%

### Analysis of CS rates when only including institutions that perform c-sections

<b><u>Delivery</u></b>				
<b><u>Institution Type</u></b>	<b>#</b>	<b>%</b>	<b>CS</b>	<b>%</b>
IMSS	14	4.7%	6	42.9%
IMSS/OP	9	3.1%	3	33.3%
ISSSTE	11	3.7%	8	72.7%
Particular	69	23.4%	36	52.2%
SSA	192	65.1%	69	35.9%
<b>Total</b>	<b>295</b>	<b>100.0%</b>	<b>122</b>	<b>41.4%</b>

**Appendix C - Results from the Mujeres Aliadas Birth Survey of 2009**

**Patient Preferences**

**Delivery provider**

<b><u>for next birth</u></b>	<b><u>#</u></b>	<b><u>%</u></b>
Doctor	52	13.6%
Doctor/a	28	7.3%
Doctora	188	49.3%
Enfermera	6	1.6%
No importa	71	18.6%
Partera	36	9.4%

**Delivery type**

<b><u>for next birth</u></b>	<b><u>#</u></b>	<b><u>%</u></b>
Cesarea	6	1.6%
Normal	368	98.4%

**Delivery location**

<b><u>for next birth</u></b>	<b><u>#</u></b>	<b><u>%</u></b>
Casa	71	18.9%
Particular	96	25.5%
Publica	209	55.6%

**Someone with you during delivery**

	<b><u>#</u></b>	<b><u>%</u></b>
No	181	80.8%
Si	43	19.2%

**Someone with you preference**

	<b><u>#</u></b>	<b><u>%</u></b>
No	53	29.4%
Si	127	70.6%

**Someone with you during delivery**

<b><u>Place of Birth</u></b>	<b><u>Total</u></b>	<b><u>Y E S</u></b>		<b><u>N O</u></b>	
		<b><u>#</u></b>	<b><u>%</u></b>	<b><u>#</u></b>	<b><u>%</u></b>
Casa	25	18	72.0%	7	28.0%
Hospital Civil	18	4	22.2%	14	77.8%
Hospital de la Mujer	15	2	13.3%	13	86.7%
Hospital Regional	83	1	1.2%	82	98.8%
IMSS (Morelia)	6	0	0.0%	6	100.0%
IMSS/OP (Ario de Rosales)	8	0	0.0%	8	100.0%
ISSSTE Clínica	5	0	0.0%	5	100.0%
Particular	50	16	32.0%	34	68.0%

## **Appendix D – Spanish/English Term Translation and Acronyms**

Some words in the text and tables are in Spanish, so the following are the English equivalents for these terms. Also shown are the acronyms used in the text.

### **Spanish Terms**

<b>Spanish</b>	<b>English</b>
Casa	House
Doctor/a	Male or female doctor
Doctora	Female doctor
Enfermera	Nurse
Farmacia	Pharmacy
Licenciada	College degree
Médico	Doctor
Mujer	Woman
Municipio	Municipality (but like a U.S. county, not city)
Nada	None or nothing
Nadie	No one
No importa	Not important
Partera	Midwife
Particular	Privately owned medical facility
Preparatoria	High school
Primaria	Primary school
Propia casa	One's own house
Publica	Public (as in a public health care facility)
Secundaria	Secondary school

### **Acronyms**

<b>Acronym</b>	<b>Phrase or Name</b>
CS	Cesarean section
DIF	Sistema Nacional para el Desarrollo Integral de la Familia
IMSS	Instituto Mexicano del Seguro Social
IMSS-Op	Instituto Mexicano del Seguro Social Regimen Oportunidades
INEGI	Instituto Nacional de Estadística y Geografía
ISSSTE	Instituto de Seguridad y Servicios Sociales para los Trabajadores del Estado
ME	Mujeres Aliadas
NGO	Non-governmental organization (often, not-for-profit)
SP	Seguro Popular
SSA	Secretaria de Salud
UNAM	Universidad Nacional Autónoma de México